

Elsevier HESI Testing and Laurel Ridge Community College have partnered to bring you the best, most reliable testing products available.

If you have not already, please use the Microsoft Bookings link found on the Admissions Testing page link to reserve your seat first.

**The payment ID for the exam you are registering (HESI A2 Initial, HESI A2 Retake, or LPN -> RN Entrance Exam) is in your Bookings confirmation. Locate that payment ID in your confirmation email, then follow the steps below to register and pay for the exam.**

Please bring your payment receipt to the Testing Center on the day of your exam.

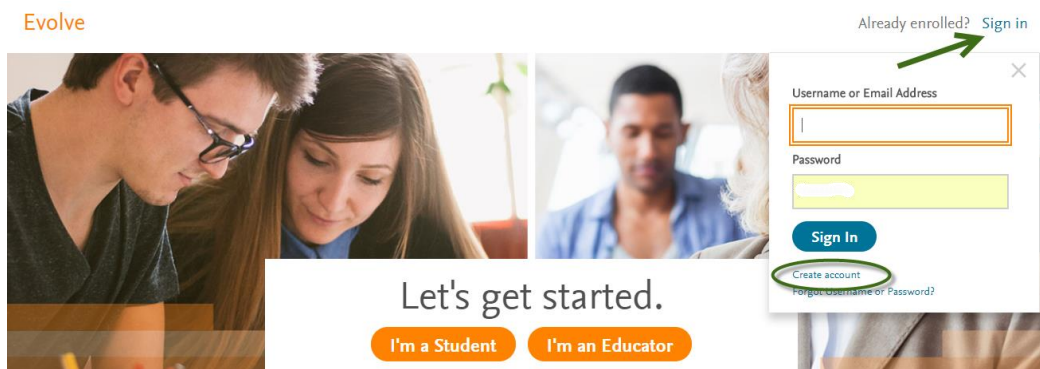
### **Payment Instructions:**

1. Create an Evolve Account and log in
2. Register for HESI
3. Go to Payments

### **1. How to create an Evolve Account**

Log into Evolve at <https://evolve.elsevier.com/cs/>

Sign into your account. If you don't have an Evolve account, you can create an account by clicking on "Sign in" and choosing "Create account" from the drop-down menu:



Fill in the information to set up your account. Make sure you choose **“Student”**. Once you have filled in the information, click on **“Submit”**:

## Create an Account

New to Evolve? Create an account to join.

All fields are required.

Student **Make sure you choose “Student”**  Faculty

First name

Last name

Email address

Password

Confirm Password

Must be at least 7 characters

**Stay connected! Be the first to know about new publications, products, and exclusive offers.**

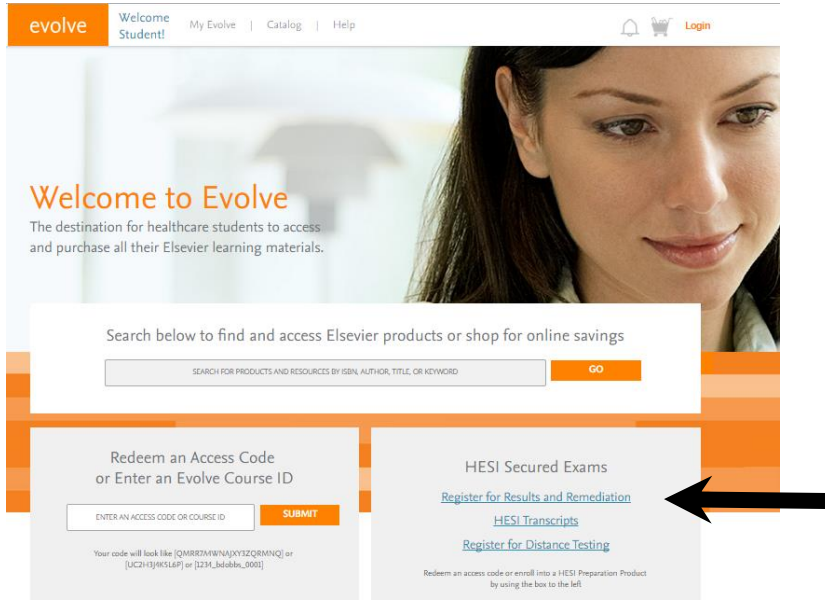
Yes, I wish to receive special offers and promotions from Elsevier Inc. about relevant products or services.

[Privacy Policy](#)

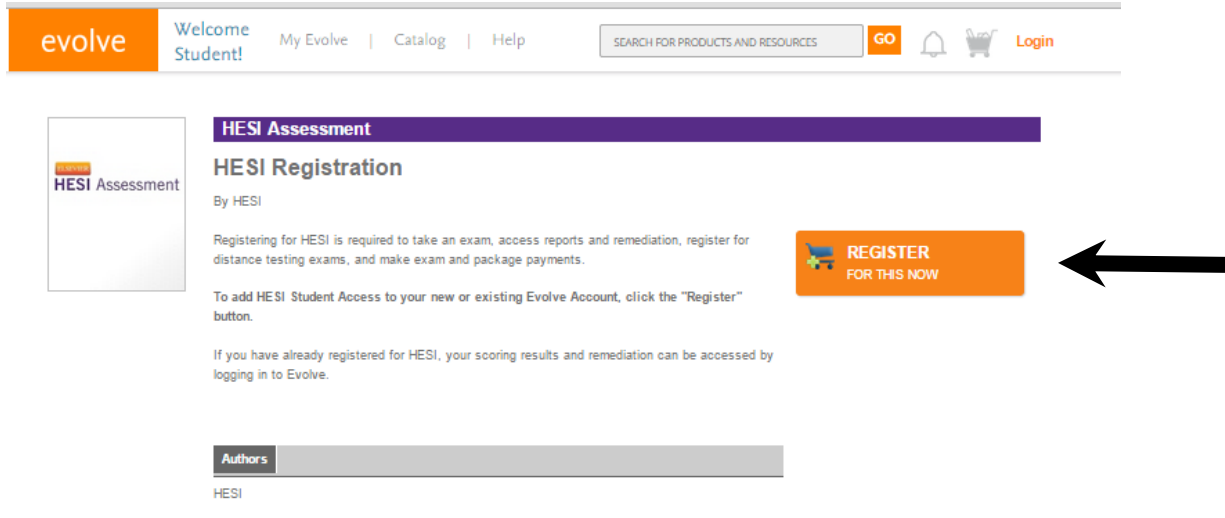
Your user name and password will be emailed to you.

## 2. How To Register for HESI

Under the box that says HESI Secured Exams, click on the link Register for Results and Remediation




Click on the orange “register” button



Now click on the orange “redeem checkout” button

evolve Welcome Student! My Evolve | Catalog | Help SEARCH FOR PRODUCTS AND RESOURCES GO Login

MY CART

	Quantity	Price	
 <b>HESI Registration</b> HESI <b>HESI Assessment</b> ISBN: 9781455728916   2012 \$0.00	1	\$0.00	Delete

< CONTINUE SHOPPING

Enter your promotion code:

Discount/Promotion: \$0.00  
SUBTOTAL: \$0.00

[Cancel Order](#)  
(Your shopping cart will not be saved.)



Fill in your information and click “continue”

evolve Welcome Student! My Evolve | Catalog | Help SEARCH FOR PRODUCTS AND RESOURCES GO Login

**New to Evolve? Create an account!**

Tell us about you:

Must be at least 7 characters

Tell us about your institution:

I'm not affiliated with an institution

Stay connected! Be the first to know about new publications, products and exclusive offers.  
 YES, I wish to receive special offers and promotions from Elsevier Inc. about relevant products or services.


Have an account?

Remember Me  
[Need help logging in?](#)

Accept the agreement by clicking on the box and then submit

evolve Welcome Student! My Evolve | Catalog | Help SEARCH FOR PRODUCTS AND RESOURCES GO

MY CART 1. REVIEW & SUBMIT 2. CONFIRMATION

	Quantity	Price	
 <b>HESI Registration</b> HESI <b>HESI Assessment</b> ISBN: 9781455728916   2012 \$0.00	1	\$0.00	Delete

Enter your promotion code: 08155 APPLY

Yes, I accept the Registered User Agreement.


Discount/Promotion: \$0.00  
Estimated Tax (0.00%): \$0.00  
TOTAL: \$0.00

**SUBMIT >**

[Cancel Order](#)  
(Your shopping cart will not be saved.)

Click on the My Evolve link in the green box to go to your HESI Student Access


MY CART ✓ 1. REVIEW & SUBMIT 2. CONFIRMATION

	Quantity	Price	Order Number
 <b>HESI Registration</b> HESI <b>HESI Assessment</b> ISBN: 9781455728916   2012 \$0.00	1	\$0.00	341594

You are now registered for a student HESI account. You can access your log in credentials by clicking My Account and selecting Account Settings. When you return to My Evolve you will see a HESI Assessment section in your Content List. Click the link for "Student Access" to get started.

### 3) How to make a payment

Now you are ready to place the order. In Evolve, click on your “HESI Assessment Student Access” link:



Click on the “Payments” tab and fill out the information on the Payment form below and click “proceed to checkout.” Enter the Payment ID .

The screenshot shows the HESI Assessment payment interface. At the top left is the Elsevier logo. The main header includes "HESI Assessment" and navigation links: "My Exams", "Payments" (highlighted with a black arrow), "Help & Resources", and "Student Testing". Below the header are two tabs: "Make a Payment" (active) and "Payment History". A progress bar shows three steps: "Select a Product" (completed), "Make Payment" (current), and "View Receipt". A blue instruction bar reads: "1. Find your product by entering the 'Payment ID' below." Below this is a form with "Payment ID" (containing "5200") and a "Search" button (highlighted with a black arrow). Another blue instruction bar reads: "2. Verify the information below and then click 'Proceed to Checkout'." Below this is a table with the following data:

Payment ID	Program	Description	Payment Due By	Price
5200	IDAHO STATE UNIVERSITY-IDAHO STATE UNIVERSITY-BSN	RN Exit - 1st Time Tester	03-05-2015	\$53.00

Below the table is a blue instruction bar: "3. Complete Billing Information." followed by four input fields: "First Name" (with "(As it appears on the card)" to its right), "Last Name" (with "(As it appears on the card)" to its right), "Address", and "City".

Fill out the credit card info on the screen below and you will receive a confirmation order receipt.

Credit Card Information	
Card Number:	<input type="text"/> *
Cards Accepted:	Visa - Discover - American Express - MasterCard
Card Type:	Discover <input type="button" value="v"/> *
Exp Date:	02 <input type="button" value="v"/> / 2013 <input type="button" value="v"/> *

\* Required field

Please note that we only support the US-English character set. In order to ensure that your transaction is processed correctly, please refrain from using International Characters.



If you have any difficulty contact SUPPORT at 800 950-2728.