

IPEDS 2020-21 Data Collection System

IPEDS HELP DESK (877) 225-2568 | ipedshelp@rti.org

OMB NO. 1850-0582 v.27 : Approval Expires 8/31/2022

User ID: P2325756

Student Financial Aid 2020-21

Institution: Lord Fairfax Community College (232575)

User ID: P2325756

Overview

IPEDS Student Financial Aid Component Overview - Public Academic Reporters

Welcome to the Student Financial Aid (SFA) component. The purpose of the SFA component is to collect information about financial aid provided to various groups of undergraduate students and military/veteran educational benefits for all students at your institution.

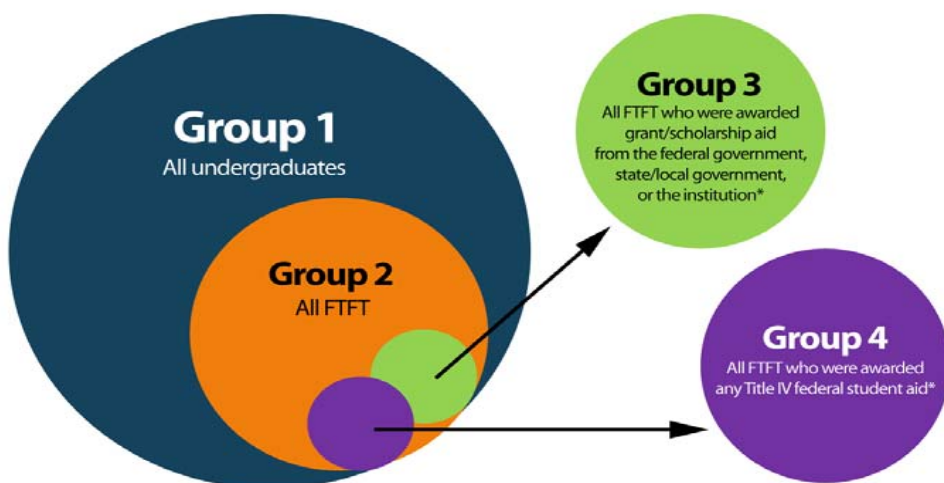
Data Reporting Reminders:

- Report data to accurately reflect the time period corresponding with the IPEDS survey component, even if such reporting is seemingly inconsistent with prior-year reporting. For example, if a summer term began later than usual due to Coronavirus Pandemic postponements, continue to report using the timeframes as defined in the IPEDS instructions. NCES expects that some data reported during the 2020-21 data collection year will vary from established prior trends due to the impacts of Coronavirus Pandemic. If an error edit is triggered even when submitting accurate data, please indicate in the corresponding context box or verbally to the Help Desk that the seemingly inconsistent data are accurate and reflect the effects of Coronavirus Pandemic.

- Undergraduate Student Groups

You will be asked to report information for different groups of students.

- Group 1: All undergraduate students
- Group 2: Of Group 1, full-time, first-time degree/certificate-seeking students (FTFT)
- Group 3: Of Group 2, FTFT students who paid the in-state/in-district tuition rate and were awarded any grant/scholarship aid from the federal government, state/local government, or the institution
- Group 4: Of Group 2, FTFT students who paid the in-state/in-district tuition rate and were awarded any Title IV federal student aid



*For public institutions, include only those students paying the in-state or in-district tuition rate. For program reporters, include only those students enrolled in the institution's largest program.

- COA Revisions

Revisions to Cost of Attendance (COA) used to calculate the net price of attendance can be made in this component.

Consult the instructions and screens to make sure you are reporting the correct aid amounts for the correct groups of students.

- College Affordability and Transparency Lists

Net price amounts calculated in SFA will be used to populate the U.S. Department of Education's College Affordability and Transparency lists.

- Interactive Edits and Error Messages

SFA contains interactive edits that will check for blank fields, invalid values, or values that fall outside expected ranges. Some error messages will require you to confirm or explain the values that you entered. Some error messages are fatal and will require you to contact the IPEDS Help Desk at (877) 225-2568 for resolution.

- Context Boxes

You will find optional text boxes throughout SFA. Context boxes allow you to provide more information about the data you enter. Some of these context boxes may be made available to the public on College Navigator, so make sure that the information you enter can be understood easily by students, parents, and the general public.

Changes to reporting for 2020-21:

There are no changes to this survey component.

Resources:

- To download the survey materials for this component: [Survey Materials](#)
- To access your prior year data submission for this component: [Reported Data](#)

If you have questions about completing this survey, please contact the IPEDS Help Desk at 1-877-225-2568.

Institution: Lord Fairfax Community College (232575)


User ID: P2325756

Section 1: Part A

Part A - Establish Your Groups

Reporting Reminders:

- Part A establishes the number of students in various groups. Note that the numbers on this screen will be carried forward to other parts of the Student Financial Aid component.
- In the fields below, report the number of students in each of the following groups.

		 Fall 2019	YOUR PRIOR YEAR DATA
			Fall 2018
01	Group 1 All <u>undergraduate</u> students	<input type="text" value="6,716"/>	6,798
02	Group 2 Of those in Group 1, those who are <u>full-time</u> , <u>first-time</u> degree/certificate-seeking	<input type="text" value="618"/>	637
02a	Of those in Group 2, those who were awarded any <u>Federal Work Study</u> , <u>loans to students</u> , or grant or scholarship aid from the federal government, state/local government, the institution, or other sources known to the institution	<input type="text" value="387"/>	386
02b	Of those in Group 2, those who were awarded any <u>loans to students</u> or grant or scholarship aid from the federal government, state/local government, or the institution	<input type="text" value="347"/>	356
03	Group 3 Of those in Group 2, those who paid the in-state or in-district tuition rate and who were awarded grant or scholarship aid from the federal government, state/local government, or the institution	<input type="text" value="299"/>	317
04	Group 4 Of those in Group 2, those who paid the in-state or in-district tuition rate and who were awarded any <u>Title IV federal student aid</u>	<input type="text" value="248"/>	267

Institution: Lord Fairfax Community College (232575)

User ID: P2325756

Section 1: Part B

Part B - Enter Information About Group 1

Reporting Reminders:


- Group 1 students are **ALL undergraduate** students (including first-time students) enrolled in Fall 2019.
- For this part, report:

For These Students	The Following Type(s) of Aid	Awarded in This Period
<ul style="list-style-type: none"> • All undergraduate students enrolled in Fall 2019 	<ul style="list-style-type: none"> • Grant or scholarship aid from: <ul style="list-style-type: none"> ○ federal government ○ state/local government ○ the institution ○ other sources known to the institution • Loans to students from: <ul style="list-style-type: none"> ○ the federal government 	<ul style="list-style-type: none"> • Any time during academic year 2019-20

- In the fields below, report the number of Group 1 students and the total amount of aid awarded to these students for each type of aid.

Information from Part A	Fall 2019
Group 1: All undergraduate students (This number is carried forward from Part A, Line 01.)	6,716

Aid Type		2019-20			
		Number of Group 1 students who were awarded aid	Percentage of Group 1 students who were awarded aid	Total amount of aid awarded to Group 1 students	Average amount of aid awarded to Group 1 students
01	Grant or scholarship aid from the federal government, state/local government, the institution, and other sources known to the institution (Do NOT include federal student loans)	2,082	31	7,143,513	3,431
	02 Pell Grants	1,379	21	4,301,618	3,119
03	Federal student loans	371	6	1,823,292	4,915

 You may use the box below to provide additional context for the data you have reported above. Context notes will be posted on the College Navigator website. Therefore, you should write all context notes using proper grammar (e.g., complete sentences with punctuation) and common language that can be easily understood by students and parents (e.g., spell out acronyms).

Non-applicable

Institution: Lord Fairfax Community College (232575)

User ID: P2325756

Section 1: Part C, Page 1

Part C, Page 1 - Enter Information about Group 2

Reporting Reminders:

- Group 2 students are all full-time, first-time degree/certificate-seeking undergraduate students enrolled in Fall 2019.
- In the fields below, report the number of Group 2 students paying in-district, in-state, and out-of-state tuition rates. If your institution does not offer different rates, report all students as paying in-state tuition rates.

Information from Part A	Fall 2019
Group 2: Full-time, first-time degree/certificate-seeking undergraduates (This number is carried forward from Part A, Line 02)	618

Group 2 students:					YOUR PRIOR YEAR DATA
			Fall 2019		Fall 2018
			Number of Group 2 students	Percentage of Group 2 students	Percentage of Group 2 students
01	01a	<u>paying in-district tuition rates</u>	<input type="text" value="580"/>	94	93
	01b	<u>paying in-state tuition rates</u>	<input type="text" value="32"/>	5	7
	01c	<u>paying out-of-state tuition rates</u>	<input type="text" value="6"/>	1	0
	01d	Unknown (calculated value) This value is calculated using the following formula: [A02-(C01a+C01b+C01c)]	0	0	0

Institution: Lord Fairfax Community College (232575)

User ID: P2325756

Section 1: Part C, Page 2

Part C, Page 2 - Enter Information about Group 2

Reporting Reminders:

- Part C includes financial aid information about Group 2. Group 2 students are all full-time, first-time degree/certificate-seeking undergraduate students enrolled in Fall 2019.
- For this part, report:

For These Students	The Following Type(s) of Aid	Awarded in This Period
<ul style="list-style-type: none"> Full-time, first-time degree/certificate-seeking undergraduate students enrolled in Fall 2019 	<ul style="list-style-type: none"> Grant or scholarship aid from: <ul style="list-style-type: none"> federal government state/local government the institution Loans to students from: <ul style="list-style-type: none"> the federal government other sources, including private or other loans Do not include: <ul style="list-style-type: none"> grant or scholarship aid from private or other sources PLUS loans or loans made to anyone other than the student 	<ul style="list-style-type: none"> Any time during academic year 2019-20 For program reporters, this is the aid year period from July 1, 2019 through June 30, 2020.

- In the fields below, report the number of Group 2 students and the total amount of aid awarded to these students for each type of aid. Enter unduplicated student counts within a category (e.g., Pell Grants). However, a student can appear in more than one aid category.

Information from Part A	Fall 2019
Group 2: Full-time, first-time degree/certificate-seeking undergraduates (This number is carried forward from Part A, Line 02)	618
Group 2a: (This number is carried forward from Part A, Line 02a) <ul style="list-style-type: none"> Of those in Group 2, those who were awarded: <ul style="list-style-type: none"> Federal Work Study Loans to students Grant or scholarship aid from the federal government, state/local government, or the institution Other sources known to the institution 	387
Group 2b (This number is carried forward from Part A, Line 02b) <ul style="list-style-type: none"> Of those in Group 2, those who were awarded: <ul style="list-style-type: none"> Loans to students Grant or scholarship aid from the federal government, state/local government, or the institution 	347


Group 3 (This number is carried forward from Part A, Line 03)

- Of those in Group 2, those who **Paid the in-state or in-district tuition rate and** were awarded:
 - Grant or scholarship aid from the federal government, state/local government, or the institution

299

Aid Type		Fall 2019				YOUR PRIOR YEAR DATA
						Fall 2018
		Number of Group 2 students who were awarded aid	Percentage of Group 2 students who were awarded aid	Total amount of aid awarded to Group 2 students	Average amount of aid awarded to Group 2 students	Average amount of aid awarded to Group 2 students
01	Grants or scholarships from the federal government, state/local government, or the institution	306	50	1,472,475	4,812	4,342
02	<u>Federal grants</u>	262	42	1,093,459	4,174	4,262
	02a <u>Pell Grants</u>	202	33	835,209	4,135	4,226
	02b <u>Other federal grants</u>	210	34	258,250	<input checked="" type="checkbox"/> 1,230	1,889
03	<u>State/local government grants or scholarships</u> (includes <u>fellowships</u> /tuition waivers/exemptions)	204	33	221,496	1,086	1,028
04	<u>Institutional grants or scholarships</u> (includes <u>fellowships</u> /tuition waivers/exemptions)	76	12	157,520	2,073	2,224
05	<u>Loans to students</u>	77	12	372,866	4,842	4,509
	05a <u>Federal loans</u>	70	11	313,492	4,478	3,956

05b	Other loans (including private loans)	7	1	59,374	8,482	10,550
-----	---------------------------------------	---	---	--------	-------	--------

 You may use the box below to provide additional context for the data you have reported above. Context notes will be posted on the College Navigator website. Therefore, you should write all context notes using proper grammar (e.g., complete sentences with punctuation) and common language that can be easily understood by students and parents (e.g., spell out acronyms).

Non-applicable 

Institution: Lord Fairfax Community College (232575)

User ID: P2325756

Section 1: Comparison Chart

Comparison Chart

Reporting Reminders:

- Based on the information reported on the previous screens for Group 1 (all undergraduates) and Group 2 (full-time, first-time degree/certificate-seeking undergraduates), this comparison chart seeks to help institutions check their reported data. Assuming that the information on Groups 1 and 2 is correct, then the calculated fields for 'All Other Undergraduates' should be the balance (Group 1 minus Group 2). If the balance does not check with your institution's calculations, please correct your reported numbers for Groups 1 and 2 before moving forward with the completion of the SFA survey component.

Note:

- Data for the 'All Other Undergraduates' will appear in the IPEDS Data Center for data users, but not in College Navigator.

		Number of students	Pell grants	Federal Student Loans
01	Group 1 (all undergraduates)		6,716	
02	Number of students who were awarded aid		1,379	371
03	Percentage who were awarded aid		21	6
04	Total amount of aid awarded		4,301,618	1,823,292
05	Average amount of aid awarded		3,119	4,915
06	Group 2 (Full-time, first-time undergraduates)		618	
07	Number of students who were awarded aid		202	70
08	Percentage who were awarded aid		33	11
09	Total amount of aid awarded		835,209	313,492
10	Average amount of aid awarded		4,135	4,478
11	All other undergraduates (Line 01 - Line 06)		6,098	
12	Number of students who were awarded aid (Line 02 - Line 07)		1,177	301
13	Percentage who were awarded aid (Line 12 / Line 11)		19	5
14	Total amount of aid awarded (Line 04 - Line 09)		3,466,409	1,509,800

15	Average amount of aid awarded (Line 14 / Line 12)	2,945	5,016
----	--	-------	-------

Institution: Lord Fairfax Community College (232575)


User ID: P2325756

Section 1: Cost of Attendance

Cost of attendance for full-time, first-time undergraduate students

Reporting Reminders:

- Please enter the amounts requested below. These data will be made available to the public on College Navigator. If your institution participates in any Title IV programs (Pell, Stafford, etc.), you must complete all information.
- Estimates of expenses for books and supplies, room and board, and other expenses are those from the **Cost of Attendance report** used by the financial aid office in determining financial need. Please talk to your financial aid office to get these numbers to ensure that you are reporting correctly.
- These numbers are carried forward from Institutional Characteristics and should only be changed if an error was made in the reporting.

Charges for full academic year	2017-18		2018-19		2019-20
Published <u>tuition</u> and <u>required fees</u> :					
<u>In-district</u>					
Tuition	<input type="text" value="4,253"/>		<input type="text" value="4,620"/>		<input type="text" value="4,620"/>
Required fees	<input type="text" value="374"/>	<input checked="" type="checkbox"/>	<input type="text" value="119"/>		<input type="text" value="119"/>
Tuition + fees total	4,627		4,739		4,739
<u>In-state</u>					
Tuition	<input type="text" value="4,253"/>		<input type="text" value="4,620"/>		<input type="text" value="4,620"/>
Required fees	<input type="text" value="374"/>	<input checked="" type="checkbox"/>	<input type="text" value="119"/>		<input type="text" value="119"/>
Tuition + fees total	4,627		4,739		4,739
<u>Out-of-state</u>					
Tuition	<input type="text" value="9,551"/>		<input type="text" value="9,918"/>		<input type="text" value="9,918"/>
Required fees	<input type="text" value="1,004"/>		<input type="text" value="749"/>		<input type="text" value="824"/>
Tuition + fees total	10,555		10,667		10,742
<u>Books and supplies</u>					
 Books and supplies	<input type="text" value="1,390"/>		<input type="text" value="1,420"/>		<input type="text" value="1,440"/>
<u>Off-campus (not with family):</u>					

<u>Room and board</u>	8,060	8,400	8,660
<u>Other expenses</u>	4,030	4,190	4,170
Room and board and other expenses	12,090	12,590	12,830
i <u>Off-campus (with family):</u>			
<u>Other expenses</u>	4,030	4,190	4,170

Institution: Lord Fairfax Community College (232575)

User ID: P2325756

Section 1: Part D

Part D - Enter Information about Group 3

Reporting Reminders:


- Group 3 students are all full-time, first-time degree/certificate-seeking undergraduate students enrolled in Fall 2019 who paid the in-state or in-district tuition rate and who were awarded grant or scholarship aid from the following sources: the federal government, state/local government, or the institution. The information you report in this part will be used in Part F to calculate average institutional net price.
- For this part, report:

For These Students	The Following Type(s) of Aid	Awarded in This Period
<ul style="list-style-type: none"> Full-time, first-time degree/certificate-seeking undergraduate students enrolled in Fall 2019 who paid the in-state or in-district tuition rate and who were awarded grant or scholarship aid from the following sources: the federal government, state/local government, or the institution Do not include students who were awarded only grant or scholarship aid from private or other sources, or students who were awarded only non-grant aid 	<ul style="list-style-type: none"> Grant or scholarship aid from: <ul style="list-style-type: none"> federal government state/local government the institution Do not include grant or scholarship aid from private or other sources 	<ul style="list-style-type: none"> Any time during academic year 2019-20

- In the fields below, report the number of Group 3 students with each type of living arrangement and the total amount of grant or scholarship aid from the federal government, state/local government, or the institution awarded to these students.

Information from Part A:		YOUR PRIOR YEAR DATA 2017-2018	YOUR PRIOR YEAR DATA 2018-2019	2019-2020
Group 3 Full-time, first-time degree/certificate-seeking undergraduate students who paid the in-state or in-district tuition rate and who were awarded grant or scholarship aid from the following sources: the federal government, state/local government, or the institution (This number is carried forward from Part A, Line 03)		296	317	299
01	Report the number of Group 3 students with the following living arrangements:	YOUR PRIOR YEAR DATA	YOUR PRIOR YEAR DATA	
		2017-18	2018-19	2019-20
01b	Off-campus (with family)	251	282	252

	01c	Off-campus (not with family)	25	19	23
	01d	Unknown (calculated) This value is calculated using the following formula: [A03-(D01a+D01b+D01c)]	20	16	24
02	Report the total amount of grant or scholarship aid from the federal government, state/local government, or the institution awarded to Group 3 students		1,195,428	1,362,749	1,421,175
03	Average grant or scholarship aid from the federal government, state/local government, or the institution awarded to Group 3 students (calculated value). This value is calculated using the following formula: [D02/A03]		4,039	4,299	4,753

 The notes below provide context for the data you've reported above and **may** be posted on the College Navigator website. Choose one option that best explains your data or choose "Non-applicable" if you do not wish to provide context notes. If none of the options provided explain your institution's data, then choose "Other" and write your own context notes. Therefore, you should write all context notes using proper grammar (e.g., complete sentences with punctuation) and common language that can be easily understood by students and parents (e.g., spell out acronyms).

Non-applicable ▼

Institution: Lord Fairfax Community College (232575)

User ID: P2325756

Section 1: Part E

Part E – Enter Information about Group 4

Reporting Reminders:

- Part E includes financial aid information about Group 4. undergraduate students enrolled in Fall 2019 who paid the in-state or in-district tuition rate and who were awarded any Title IV federal student aid, including federal grants or federal student loans. The information you report in this part will be used in Part G to calculate average institutional net price by income level.
- For this part, report:

For These Students	The Following Type(s) of Aid	Awarded in This Period
<ul style="list-style-type: none"> • Full-time, first-time degree/certificate-seeking undergraduate students enrolled in Fall 2019 who paid the in-state or in-district tuition rate and who were awarded any Title IV federal student aid 	<ul style="list-style-type: none"> • Grant or scholarship aid from: <ul style="list-style-type: none"> ○ federal government ○ state/local government ○ the institution • Do not include: <ul style="list-style-type: none"> ○ grant or scholarship aid from private or other sources ○ loan amounts ○ Federal Work Study amounts 	<ul style="list-style-type: none"> • Any time during academic year 2019-20

- In the fields below, report the number of Group 4 students with each type of living arrangement and the total amount of grant or scholarship aid from the federal government, state/local government, or the institution awarded to these students by income level.

Information from Part A:		2017-18	2018-19	2019-20
Group 4 Full-time, first-time degree/certificate-seeking undergraduate students who paid the in-state or in-district tuition rate and who were awarded any Title IV federal student aid (This number is carried forward from Part A, Line 04)		252	267	248
01	Report the number of Group 4 students with the following living arrangements:	YOUR PRIOR YEAR DATA	YOUR PRIOR YEAR DATA	
		2017-18	2018-19	2019-20
01b	<u>Off-campus (with family)</u>	223	245	222
01c	<u>Off-campus (not with family)</u>	25	19	22


01d	Unknown (calculated) This value is calculated using the formula: [A04-(E01a+E01b+E01c)]	4	3	4
-----	---	---	---	---

		Number of students who were awarded any Title IV aid (Group 4)	Of those in Column 1, the number who were awarded any grant or scholarship aid from the following sources: the federal government, state/local government, or the institution	Of those in Column 1, the total amount of grant or scholarship aid awarded from the following sources: the federal government, state/local government, or the institution	Average amount of federal, state/local, and institutional grant or scholarship aid awarded to Group 4 students	
2017-18						
		Col. 1	Col. 2	Col. 3	Col. 4	
02	Income level					
	02a	\$0-30,000	102	99	544,213	5,335
	02b	\$30,001-48,000	53	53	274,903	5,187
	02c	\$48,001-75,000	45	42	159,604	3,547
	02d	\$75,001-110,000	20	7	28,530	1,427
	02e	\$110,001 and more	32	0	0	0
	02f	Total all income levels	252	201	1,007,250	3,997

2018-19						
		Col. 1	Col. 2	Col. 3	Col. 4	
03	Income level					
	03a	\$0-30,000	99	98	538,218	5,437
	03b	\$30,001-48,000	78	78	409,953	5,256
	03c	\$48,001-75,000	54	51	201,916	3,739
	03d	\$75,001-110,000	16	9	28,603	1,788

03e	\$110,001 and more	20	5	11,200	560
03f	Total all income levels	267	241	1,189,890	4,457

2019-20					
		Col. 1	Col. 2	Col. 3	Col. 4
04	<i>i</i> Income level				
04a	\$0-30,000	86	85	549,552	6,390
04b	\$30,001-48,000	56	54	313,476	5,598
04c	\$48,001-75,000	57	57	249,461	4,377
04d	\$75,001-110,000	29	18	59,169	2,040
04e	\$110,001 and more	20	0	0	0
04f	Total all income levels	248	214	1,171,658	4,724

 The notes below provide context for the data you've reported above and **may** be posted on the College Navigator website. Choose one option that best explains your data or choose "Non-applicable" if you do not wish to provide context notes. If none of the options provided explain your institution's data, then choose "Other" and write your own context notes. Therefore, you should write all context notes using proper grammar (e.g., complete sentences with punctuation) and common language that can be easily understood by students and parents (e.g., spell out acronyms).

Non-applicable ▼

Institution: Lord Fairfax Community College (232575)

User ID: P2325756

Section 1: Part F


Part F – Net Price Calculation for Group 3

Note:

- The following net price calculation is based on information that your institution reported in the Institutional Characteristics component and the Student Financial Aid component. For more information about the data your institution reported in the Institutional Characteristics component, please contact your institution's IPEDS Keyholder.

Components of cost of attendance		YOUR PRIOR YEAR DATA	YOUR PRIOR YEAR DATA	2019-20
		2017-18	2018-19	
01	Published <u>tuition</u> and <u>required fees</u> (lower of in-district or in-state)	4,627	4,739	4,739
02	<u>Books and supplies</u>	1,390	1,420	1,440
03	<u>Room</u> and <u>board</u> and <u>other expenses</u> by living arrangement			
	03b <u>Off-campus (with family)</u>	4,030	4,190	4,170
	03c <u>Off-campus (not with family)</u>	12,090	12,590	12,830
04	Number of Group 3 students by living arrangement			
	04b <u>Off-campus (with family)</u>	251	282	252
	04c <u>Off-campus (not with family)</u>	25	19	23
	04d Unknown	20	16	24
05	Weighted average for room and board and other expenses by living arrangement (excluding unknown values) See instructions for the formula for this calculation	4,760	4,720	4,894
06	Total cost of attendance This value is calculated using the following formula: [F01+F02+F05]	10,777	10,879	11,073
07	Average amount of grant or scholarship aid awarded to Group 3 students from the following sources: the federal government, state/local government, and the institution	4,039	4,299	4,753
08	Average institutional <u>net price</u> for Group 3 students This value is calculated using the following formula: [F06-F07]	6,738	6,580	6,320

As required by the *Higher Education Act, as amended (2008)*, these amounts will be posted on the U.S. Department of Education's College Navigator website and used in the U.S. Department of Education's College Affordability and Transparency Lists.

 The notes below provide context for the data you've reported above and **may** be posted on the College Navigator website. Choose one option that best explains your data or choose "Non-applicable" if you do not wish to provide context notes. If none of the options provided explain your institution's data, then choose "Other" and write your own context notes. Therefore, you should write all context notes using proper grammar (e.g., complete sentences with punctuation) and common language that can be easily understood by students and parents (e.g., spell out acronyms).

Non-applicable

Institution: Lord Fairfax Community College (232575)

User ID: P2325756

Section 1: Part G

Part G – Net Price Calculation for Group 4

Note:

- The following net price calculation is based on information that your institution reported in the Institutional Characteristics component and the Student Financial Aid component. For more information about the data your institution reported in the Institutional Characteristics component, please contact your institution's IPEDS Keyholder.

Components of cost of attendance		YOUR PRIOR YEAR DATA	YOUR PRIOR YEAR DATA	2019-20
		2017-18	2018-19	
01	Published <u>tuition</u> and <u>required fees</u> (lower of in-district or in-state)	4,627	4,739	4,739
02	<u>Books and supplies</u>	1,390	1,420	1,440
03	<u>Room</u> and <u>board</u> and <u>other expenses</u> by living arrangement			
	03b <u>Off-campus (with family)</u>	4,030	4,190	4,170
	03c <u>Off-campus (not with family)</u>	12,090	12,590	12,830
04	Number of Group 4 students by living arrangement			
	04b <u>Off-campus (with family)</u>	223	245	222
	04c <u>Off-campus (not with family)</u>	25	19	22
	04d Unknown	4	3	4
05	Weighted average for room and board and other expenses by living arrangement (excluding unknown values) See instructions for the formula for this calculation	4,843	4,795	4,951
06	Total cost of attendance by income level This value is calculated using the following formula: [G01+G02+G05]	10,860	10,954	11,130
07	Average amount of grant or scholarship aid awarded to Group 4 students from the following sources: the federal government, state/local government, and the institution	3,997	4,457	4,724
	07a \$0-30,000	5,335	5,437	6,390
	07b \$30,001-48,000	5,187	5,256	5,598

	07c	\$48,001-75,000	3,547	3,739	4,377
	07d	\$75,001-110,000	1,427	1,788	2,040
	07e	\$110,001 and more	0	560	0
08	Average institutional <u>net price</u> for Group 4 students This value is calculated using the following formula: [G06-G07]				
	08a	\$0-30,000	5,525	5,517	4,740
	08b	\$30,001-48,000	5,673	5,698	5,532
	08c	\$48,001-75,000	7,313	7,215	6,753
	08d	\$75,001-110,000	9,433	9,166	9,090
	08e	\$110,001 and more	10,860	10,394	11,130

As required by the *Higher Education Act, as amended (2008)*, these amounts will be posted on the U.S. Department of Education's College Navigator website.

 The notes below provide context for the data you've reported above and **may** be posted on the College Navigator website.

Choose one option that best explains your data or choose "Non-applicable" if you do not wish to provide context notes. If none of the options provided explain your institution's data, then choose "Other" and write your own context notes. Therefore, you should write all context notes using proper grammar (e.g., complete sentences with punctuation) and common language that can be easily understood by students and parents (e.g., spell out acronyms).

Non-applicable 

Institution: Lord Fairfax Community College (232575)

User ID: P2325756

Section 2: Military Servicemembers and Veteran's Benefits - Undergraduate Only

Section 2: Military Servicemembers and Veteran's Benefits

Important Note:

- Report for **Post-9/11 GI Bill Benefits**: July 1, 2019 - June 30, 2020.
- Report for **Department of Defense Tuition Assistance Program**: October 1, 2019 - September 30, 2020

Reporting Reminders:

- Report the total number of student recipients and the total dollar amounts for each program.
- Student recipients can also include eligible dependents.
- Consult with your campus certifying official, who may not be in the student financial aid office.
- For Post-9/11 GI Bill Benefits, do not include the matching institutional aid provided through the [Yellow Ribbon Program](#) if your institution participated.
- Information reported to IPEDS is only what is known to the institution.
- Enter zero (0) if your institution did not have beneficiaries for a program. Please do not leave a cell blank.

Type of benefit/assistance	Number of students receiving benefits/assistance	Total dollar amount of benefits/assistance disbursed through the institution	Average dollar amount of benefits/assistance disbursed through the institution	YOUR PRIOR YEAR DATA
				Average dollar amount of benefits/assistance disbursed through the institution
Undergraduate students				
Post-9/11 GI Bill Benefits	<input type="text" value="142"/>	<input type="text" value="396,968"/>	2,796	2,772
Department of Defense Tuition Assistance Program	<input type="text" value="2"/>	<input type="text" value="2,575"/>	1,288	1,224

Institution: Lord Fairfax Community College (232575)

User ID: P2325756

Prepared by

Prepared by

Reporting Reminders:

- The name of the preparer is being collected so that we can follow up with the appropriate person in the event that there are questions concerning the data.
- The Keyholder will be copied on all email correspondence to other preparers.
- The time it took to prepare this component is being collected so that we can continue to improve our estimate of the reporting burden associated with IPEDS.
- Please include in your estimate the time it took for you to review instructions, query and search data sources, complete and review the component, and submit the data through the Data Collection System.
- Thank you for your assistance.

This survey component was prepared by:

<input type="radio"/>	Keyholder	<input type="radio"/>	SFA Contact	<input type="radio"/>	HR Contact
<input type="radio"/>	Finance Contact	<input type="radio"/>	Academic Library Contact	<input checked="" type="radio"/>	Other

Name:

Email:

How many staff from your institution only were involved in the data collection and reporting process of this survey component?

Number of Staff (including yourself)

How many hours did you and others from your institution only spend on each of the steps below when responding to this survey component?
Exclude the hours spent collecting data for state and other reporting purposes.

Staff member	Collecting Data Needed	Revising Data to Match IPEDS Requirements	Entering Data	Revising and Locking Data
Your office	<input type="text" value="2.00"/> hours	<input type="text"/> hours	<input type="text"/> hours	<input type="text"/> hours
Other offices	<input type="text" value="5.00"/> hours	<input type="text"/> hours	<input type="text"/> hours	<input type="text"/> hours

Institution: Lord Fairfax Community College (232575)

User ID: P2325756

Summary

IPEDS Student Financial Aid (SFA) Survey Summary

IPEDS collects important information regarding your institution. All data reported in IPEDS survey components become available in the IPEDS Data Center and appear as aggregated data in various Department of Education reports. Additionally, some of the reported data appears specifically for your institution through the College Navigator website and is included in your institution's Data Feedback Report (DFR). The purpose of this summary is to provide you an opportunity to view some of the data that, when accepted through the IPEDS quality control process, will appear on the College Navigator website and/or your DFR. College Navigator is updated approximately three months after the data collection period closes and Data Feedback Reports will be available through the [Data Center](#) and sent to your institution's CEO in November 2020.

Please review your data for accuracy. If you have questions about the data displayed below after reviewing the data reported on the survey screens, please contact the IPEDS Help Desk at: 1-877-225-2568 or ipedshelp@rti.org.

Total grant aid awarded to all undergraduate students		\$7,143,513
Number of undergraduate students who were awarded a Pell Grant		1,379
Percentage of FTFT students who were awarded any financial aid		63%
	Percentage of FTFT students who were awarded grant aid by type	Average amount of grant aid awarded by type
Total	50%	\$4,812
Federal Government	42%	\$4,174
Pell	33%	\$4,135
Other Federal	34%	\$1,230
State/Local Government	33%	\$1,086
Institutional	12%	\$2,073
	Percentage of FTFT students who were awarded and accepted loans by type	Average amount of loans awarded and accepted by type
Total	12%	\$4,842
Federal	11%	\$4,478
Non-federal	1%	\$8,482

Average net price for FTFT students who were awarded grant aid	\$6,320
Average net price for FTFT students who were awarded Title IV federal student aid	
\$0 – 30,000	\$4,740
\$30,001 – 48,000	\$5,532
\$48,001 – 75,000	\$6,753
\$75,001 – 110,000	\$9,090
\$110,001 and more	\$11,130

Military Service members and Veteran's Benefits

	Number of students receiving benefits/assistance	Total dollar amount of benefits/assistance awarded through the institution
Post-9/11 GI Bill Benefits		
Undergraduate students	142	\$396,968
Department of Defense Tuition Assistance Program		
Undergraduate students	2	\$2,575

Institution: Lord Fairfax Community College (232575)

User ID: P2325756

Edit Report

Student Financial Aid

Source	Description	Severity	Resolved	Options
Screen: Part C, Page 2 - Enter Information about Group 2				
Upload File	The average amount of this type of aid awarded to Group 2 students is outside the expected range of between 1,512 and 2,266 when compared with the prior year value. Please check the number of students and the total amount of aid awarded to these students, and correct or explain the discrepant values. (Error #7147)	Explanation	Yes	
Reason	For this year, we had few students received the award that during the previous year making the average award amount higher than during the previous year because the recipient(s) qualified for an amount outside the expected range.			
Screen: Cost of Attendance				
Screen Entry	This value is expected to be within 40% of the prior year amount. Please correct your data or explain. (Error #7247)	Explanation	Yes	
Reason	The college made adjustments to the cost of attendance from the previous year due to the changing cost of several items i.e. books, transportation, etc.			
Screen Entry	This value is expected to be within 40% of the prior year amount. Please correct your data or explain. (Error #7247)	Explanation	Yes	
Reason	The college made adjustments to the cost of attendance from the previous year due to the changing cost of several items i.e. books, transportation, etc.			