
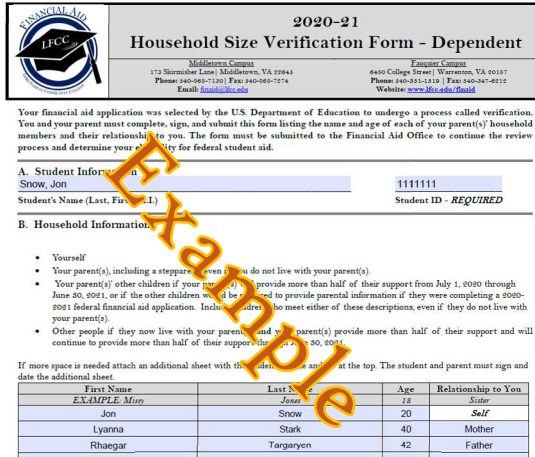


# How To Complete & e-Sign Your Forms

1. Download the requested form ([Verification Form](#), [Loans](#), and/or [SAP Appeals](#))
2. Save it to your device
3. Open it in Adobe Acrobat Reader
  -  If you don't have this on your device, it can be downloaded for free:
    - Computer: <https://get.adobe.com/reader/>
    - Tablet/iPad/Phone: Use your App Store or Play store to search and download



5. Fill in all required parts of the form




**2020-21 Household Size Verification Form - Dependent**

**A. Student Information**  
 Student's Name (Last, First, Middle Initial): Snow, Jon  
 Student ID - **REQUIRED**: 1111111

**B. Household Information**



First Name	Last Name	Age	Relationship to You
Jon	Snow	20	Self
Lyanna	Stark	40	Mother
Rhaegar	Targaryen	42	Father

6. Then sign and date using the Sign icon , the signature can be typed in, drawn, or upload an image of your signature. \*Students cannot sign for their parents, parents must insert their own signature or use the draw function.\*

**C. Certification and Signatures**

Each person signing below certifies that all the information reported on this worksheet is complete, correct, and any additional information is attached. The student and one parent **MUST** sign and date this section.

**WARNING: If you purposely give false or misleading information on this worksheet you may be fined, sentenced to jail, or both.**

	01/01/1111
Student's Signature	Date
	01/01/1111
Parent Signature	Date

7. Then save it to your computer or other storage.

## Ready to submit your document? Here are the options:

- **Email:** [Finaid@lfcc.edu](mailto:Finaid@lfcc.edu)
- **Secure Upload:** <https://mysupport.lfcc.edu/>
- **Student Center:** Click the specific document to upload it (Use Internet Explorer). You can view your To Do List by logging into [MyLFCC](#) >> SIS >> Student Center >> To Do List.

