

Institution: Lord Fairfax Community College (232575)**User ID: P2325752****Completions Overview**

Welcome to the IPEDS Completions survey component. The Completions component is one of several IPEDS components that is conducted during the Fall data collection period. It collects the number of degrees and certificates awarded by field of study, level of award, race/ethnicity, and gender. The reporting period for the Completions component is during the 12-month time period beginning July 1 of the previous calendar year and ending June 30 of the current calendar year; therefore, for this year's Completions component, the reporting period is between July 1, 2018 and June 30, 2019. The Completions component is also collecting the number of students (e.g., completers) who earned awards between July 1, 2018 and June 30, 2019.

Changes to reporting for 2019-20

- The term 'contact hour' has been replaced with the term 'clock hour'
- The term 'formal award' has been replaced with the term 'recognized postsecondary credential'
- There is a new instruction to exclude students participating in Experimental Pell (See <https://experimentalsites.ed.gov/exp/approved.html>)

For 2020-21 changes, please review the preview screens available on the [Survey Materials](#) page. For more information on updates to CIP codes, see below.

CIP codes will need to be updated for the 2020-21 data collection.

The [CIP 2020 Website](#) includes a list of new CIP codes, a list of deleted CIP codes, a list of moved CIP Codes, and an online crosswalk of the 2010 CIP and 2020 CIP.

Some common Completions component errors include the following:

- Including award levels on your current year Completions that were not reported on your previous year's (PY) Institutional Characteristics (IC). [Award levels in the PY IC component cannot be changed; therefore, contact the IPEDS Help Desk at 1-877-225-2568 if you need assistance.]
- Forgetting to select CIP codes for new programs of study that are offered by the institution, but do not have completions for the reporting period.
- Forgetting to enter in zero in at least one of the cells for CIP codes that do not have completions.
- Even though Teacher Preparation certificate programs may require a bachelor's degree for admission, they are considered sub-bacalaureate undergraduate programs, and students in these programs are undergraduate students.

Keep in mind that some information provided by institutions on the Completions component appear in the [College Navigator](#), which is a major tool used by consumers searching for information about postsecondary education. It is therefore vitally important that you include accurate information about your institution.

Survey materials can be downloaded using the following link: [Survey Materials](#).

To access your prior year data submission for this component: [Reported Data](#)

Completions CIP Data

CIPCODE	Award Level	Major	Gender	Non Resident Alien	Hispanic / Latino	American Indian or Alaska Native	Asian	Black or African American	Native Hawaiian or Other Pacific Islander	White	Two or more Races	Race/ ethnicity unknown	Total	distance education program	
03.0101 Natural Resources/Conservation, General	1 - Awards of less than 1 academic year	1	Men	0	0	0	0	0	0	0	0	0	0		
			Women	0	0	0	0	0	0	0	0	0	0		
			Total	0	0	0	0	0	0	0	0	0	0	0	No
11.0101 Computer and Information Sciences, General	1 - Awards of less than 1 academic year	1	Men	0	1	0	0	1	2	15	0	2	21		
			Women	0	0	0	0	1	0	6	0	0	7		
			Total	0	1	0	0	2	2	21	0	2	28	No	
11.0101 Computer and Information Sciences, General	3 - Associate's degree	1	Men	0	0	0	0	2	0	17	0	1	20		
			Women	0	0	0	0	0	1	0	1	0	1		
			Total	0	0	0	0	2	0	18	0	1	21	No	
11.0701 Computer Science	1 - Awards of less than 1 academic year	1	Men	0	0	0	0	0	0	0	0	0	0		
			Women	0	0	0	0	0	0	0	0	0	0	0	
			Total	0	0	0	0	0	0	0	0	0	0	0	No
11.0801 Web Page, Digital/Multimedia and Information Resources Design	1 - Awards of less than 1 academic year	1	Men	0	0	0	0	0	0	3	0	0	3		
			Women	0	0	0	0	0	1	0	0	0	1		
			Total	0	0	0	0	0	4	0	0	0	4	No	
11.1003 Computer and Information Systems Security/Information Assurance	3 - Associate's degree	1	Men	0	3	0	0	0	0	11	1	1	16		
			Women	0	0	0	0	0	3	0	0	3			
			Total	0	3	0	0	0	14	1	1	19	No		
15.0000 Engineering Technology, General	3 - Associate's degree	1	Men	0	2	0	0	0	0	8	0	0	10		
			Women	0	0	0	0	0	1	0	1				
			Total	0	2	0	0	0	9	0	0	11	No		
15.0303 Electrical, Electronic and Communications Engineering Technology/Technician	1 - Awards of less than 1 academic year	1	Men	0	5	0	0	2	1	38	2	0	48		
			Women	0	0	0	0	0	5	0	0	5			
			Total	0	5	0	0	2	1	43	2	0	53	No	
15.0699 Industrial Production Technologies/Technicians, Other	1 - Awards of less than 1 academic year	1	Men	0	3	0	0	0	0	2	0	0	5		
			Women	0	0	0	0	0	0	0	0	0	0		
			Total	0	3	0	0	0	2	0	0	5	No		
15.1302 CAD/CADD Drafting and/or Design Technology/Technician	1 - Awards of less than 1 academic year	1	Men	0	0	0	0	0	0	1	0	0	1		
			Women	0	0	0	0	0	1	0	0	1			
			Total	0	0	0	0	0	2	0	0	2	No		
16.1603 Sign Language Interpretation and Translation	1 - Awards of less than 1 academic year	1	Men	0	0	0	0	0	0	2	0	0	2		
			Women	0	0	0	0	0	10	1	0	11			
			Total	0	0	0	0	0	12	1	0	13	No		
19.0709 Child Care Provider/Assistant	1 - Awards of less than 1 academic year	1	Men	0	0	0	0	0	0	1	0	0	1		
			Women	0	2	0	0	4	2	14	1	0	23		
			Total	0	2	0	0	4	2	15	1	0	24	No	
19.0709	3 - Associate's degree	1	Men	0	0	0	0	0	0	0	0	0	0		
			Women	0	0	0	0	0	9	1	0	10			

CIPCODE	Award Level	Major	Gender	Non Resident Alien	Hispanic / Latino	American Indian or Alaska Native	Asian	Black or African American	Native Hawaiian or Other Pacific Islander	White	Two or more Races	Race/ ethnicity unknown	Total	distance education program		
51.0707 Health Information/Medical Records Technology/Technician	3 - Associate's degree	1	Men	0	0	0	0	0	0	0	0	0	0			
			Women	0	2	0	0	0	0	0	5	0	0	7		
			Total	0	2	0	0	0	0	0	0	5	0	0	7	No
51.0799 Health and Medical Administrative Services, Other	1 - Awards of less than 1 academic year	1	Men	0	0	0	0	0	0	0	0	0	0	0		
			Women	0	2	0	0	0	0	0	0	2	0	0	4	
			Total	0	2	0	0	0	0	0	0	2	0	0	4	No
51.0799 Health and Medical Administrative Services, Other	2 - Awards of at least 1 but less than 2 academic years	1	Men	0	0	0	0	0	0	0	0	0	0	0		
			Women	0	1	0	0	0	0	0	12	0	0	0	13	
			Total	0	1	0	0	0	0	0	0	12	0	0	13	No
51.0904 Emergency Medical Technology/Technician (EMT Paramedic)	1 - Awards of less than 1 academic year	1	Men	0	1	0	0	2	0	2	0	0	0	5		
			Women	0	0	0	0	0	0	0	2	2	0	0	4	
			Total	0	1	0	0	2	0	0	4	2	0	0	9	No
51.0904 Emergency Medical Technology/Technician (EMT Paramedic)	3 - Associate's degree	1	Men	0	1	0	0	1	0	3	0	0	0	5		
			Women	0	0	0	0	0	0	1	1	0	0	2		
			Total	0	1	0	0	1	0	4	1	0	0	0	7	No
51.0909 Surgical Technology/Technologist	2 - Awards of at least 1 but less than 2 academic years	1	Men	0	0	0	0	0	0	3	0	0	0	3		
			Women	0	3	0	0	0	0	10	1	0	0	14		
			Total	0	3	0	0	0	0	13	1	0	0	17	No	
51.0999 Allied Health Diagnostic, Intervention, and Treatment Professions, Other	1 - Awards of less than 1 academic year	1	Men	0	5	0	0	0	0	22	2	0	0	29		
			Women	0	16	0	2	15	1	139	11	1	0	185		
			Total	0	21	0	2	15	1	161	13	1	0	214	No	
51.0999 Allied Health Diagnostic, Intervention, and Treatment Professions, Other	2 - Awards of at least 1 but less than 2 academic years	1	Men	0	0	0	0	0	0	8	1	0	0	9		
			Women	0	9	0	1	9	1	74	2	0	0	96		
			Total	0	9	0	1	9	1	82	3	0	0	105	No	
51.1004 Clinical/Medical Laboratory Technician	1 - Awards of less than 1 academic year	1	Men	0	0	0	0	0	0	0	0	0	0	0		
			Women	0	2	0	1	1	0	4	0	0	0	8		
			Total	0	2	0	1	1	0	4	0	0	0	8	No	
51.1004 Clinical/Medical Laboratory Technician	3 - Associate's degree	1	Men	0	0	0	0	0	0	0	0	0	0	0		
			Women	0	0	0	0	0	0	0	0	0	0	0	0	
			Total	0	0	0	0	0	0	0	0	0	0	0	0	No
51.3801 Registered Nursing/Registered Nurse	3 - Associate's degree	1	Men	0	0	0	0	0	0	8	0	0	0	8		
			Women	0	4	1	1	4	0	59	2	0	0	71		
			Total	0	4	1	1	4	0	67	2	0	0	79	No	
51.3901 Licensed Practical/Vocational Nurse Training	1 - Awards of less than 1 academic year	1	Men	0	0	0	0	0	0	0	0	0	0	0		
			Women	0	0	0	0	0	0	0	0	0	0	0	0	
			Total	0	0	0	0	0	0	0	0	0	0	0	0	No
51.3901 Licensed Practical/Vocational Nurse Training	2 - Awards of at least 1 but less than 2 academic years	1	Men	0	0	0	1	0	0	0	0	0	0	1		
			Women	0	5	0	0	1	0	8	0	0	0	14		
			Total	0	5	0	1	1	0	8	0	0	0	15	No	
52.0299		1	Men	0	2	0	1	2	0	18	0	0	23			

Completions: total by first major

99.0000 Summary Grand Totals	Award Level	Nonresident alien	Hispanic Latino	American Indian or Alaska Native	Asian	Black or African American	Native Hawaiian or Other Pacific Islander	White	Two or more Races	Race/ethnicity unknown	Total	PY Total
Awards of less than 1 academic year	1											
Men		0	20	0	1	9	3	124	4	2	163	82
Women		0	27	0	3	26	3	227	15	1	302	115
Total		0	47	0	4	35	6	351	19	3	465	197
Awards of at least 1 but less than 2 academic years	2											
Men		0	10	0	2	2	0	76	4	0	94	187
Women		0	34	1	11	13	1	245	12	4	321	366
Total		0	44	1	13	15	1	321	16	4	415	553
Associate's degree	3											
Men		0	31	0	8	6	1	265	9	6	326	221
Women		4	39	4	8	18	1	423	23	4	524	448
Total		4	70	4	16	24	2	688	32	10	850	669

Grand Total Men		0	61	0	11	17	4	465	17	8	583	490
Grand Total Women		4	100	5	22	57	5	895	50	9	1147	929
Grand Total		4	161	5	33	74	9	1360	67	17	1730	1419

PY Grand Total Men		2	36	2	20	6	0	405	13	6		490
PY Grand Total Women		9	62	5	18	35	2	760	35	3		929
PY Grand Total		11	98	7	38	41	2	1165	48	9		1419

All Completers

Institutions must report the following information. (Some data will be pre-populated from the completions by CIP code data.)

All Completers

Number of students by gender and race and ethnicity earning an award between July 1, 2018 and June 30, 2019. Count each student only once, regardless of how many awards he/she earned. The intent of this screen is to collect an unduplicated count of total numbers of *completers*.

- Report Hispanic/Latino individuals of any race as Hispanic/Latino
- Report race for non-Hispanic/Latino individuals only

	Men		Women		Total Students
	Number of Students	Total Awards	Number of Students	Total Awards	
<u>Nonresident alien</u>	<input type="text" value="0"/>	0	<input type="text" value="4"/>	4	4
<u>Hispanic/Latino</u>	<input type="text" value="47"/>	61	<input type="text" value="81"/>	100	128
<u>American Indian or Alaska Native</u>	<input type="text" value="0"/>	0	<input type="text" value="5"/>	5	5
<u>Asian</u>	<input type="text" value="10"/>	11	<input type="text" value="19"/>	22	29
<u>Black or African American</u>	<input type="text" value="10"/>	17	<input type="text" value="48"/>	57	58
<u>Native Hawaiian or Other Pacific Islander</u>	<input type="text" value="3"/>	4	<input type="text" value="3"/>	5	6
<u>White</u>	<input type="text" value="386"/>	465	<input type="text" value="746"/>	895	1,132
<u>Two or more races</u>	<input type="text" value="12"/>	17	<input type="text" value="41"/>	50	53
<u>Race and ethnicity unknown</u>	<input type="text" value="6"/>	8	<input type="text" value="9"/>	9	15
TOTAL	474	583	956	1,147	1,430
PY TOTAL	396		761		1,157

Completers by Level

Institutions must report the number of students who earned an award by level. This screen will be shown for each of the following consolidated award levels for which there is a reported completion:


- Postsecondary awards, certificates, or diplomas of less than 1 academic year
 - Less than 900 clock hours, or
 - Less than 30 SEMESTER or TRIMESTER credit hours, or
 - Less than 45 QUARTER credit hours
- Postsecondary awards, certificates, or diplomas of at least 1 but less than 4 academic years
 - 900 or more clock hours, or
 - 30 or more SEMESTER or TRIMESTER credit hours, or
 - 45 or more QUARTER credit hours
- Associate's degrees
- Bachelor's degrees
- Master's degrees
- Doctor's degrees
- Postbaccalaureate and post-master's certificates

Postsecondary award, certificate, or diploma of less than 1 academic year:

Less than 900 clock hours, or less than 30 semester or trimester credit hours, or less than 45 quarter credit hours

Number of students by gender, by race and ethnicity, and by age earning this award between July 1, 2018 and June 30, 2019. Each student should be counted once per award level. For example, if a student earned a master's degree and a doctor's degree, he/she should be counted once in master's and once in doctor's. A student earning two master's degrees should be counted only once.

- Report Hispanic/Latino individuals of any race as Hispanic/Latino
- Report race for non-Hispanic/Latino individuals only


	Number of Students	Total Awards
By Gender		
Men	<input type="text" value="131"/>	163
Women	<input type="text" value="284"/>	302
TOTAL	 415	465
PY TOTAL	178	

By Race/Ethnicity

<u>Nonresident alien</u>	<input type="text" value="0"/>	0
<u>Hispanic/Latino</u>	<input type="text" value="41"/>	47

<u>American Indian or Alaska Native</u>	<input type="text" value="0"/>	0
<u>Asian</u>	<input type="text" value="4"/>	4
<u>Black or African American</u>	<input type="text" value="32"/>	35
<u>Native Hawaiian or Other Pacific Islander</u>	<input type="text" value="5"/>	6
<u>White</u>	<input type="text" value="312"/>	351
Two or more races	<input type="text" value="19"/>	19
<u>Race and ethnicity unknown</u>	<input type="text" value="2"/>	3
TOTAL	415	465

--	--	--

By Age		
Under 18	 <input type="text" value="32"/>	
18-24	<input type="text" value="218"/>	
25-39	<input type="text" value="113"/>	
40 and Above	<input type="text" value="52"/>	
Age Unknown	<input type="text" value="0"/>	
TOTAL	415	465

Completers by Level

Institutions must report the number of students who earned an award by level. This screen will be shown for each of the following consolidated award levels for which there is a reported completion:

- Postsecondary awards, certificates, or diplomas of less than 1 academic year
 - Less than 900 clock hours, or
 - Less than 30 SEMESTER or TRIMESTER credit hours, or
 - Less than 45 QUARTER credit hours
- Postsecondary awards, certificates, or diplomas of at least 1 but less than 4 academic years
 - 900 or more clock hours, or
 - 30 or more SEMESTER or TRIMESTER credit hours, or
 - 45 or more QUARTER credit hours
- Associate's degrees
- Bachelor's degrees
- Master's degrees
- Doctor's degrees
- Postbaccalaureate and post-master's certificates

**Postsecondary award, certificate, or diploma of at least 1 but less than 4 academic years:
900 or more clock hours, or 30 or more semester or trimester credit hours, or 45 or more quarter credit hours**

Number of students by gender, by race and ethnicity, and by age earning this award between July 1, 2018 and June 30, 2019. Each student should be counted once per award level. For example, if a student earned a master's degree and a doctor's degree, he/she should be counted once in master's and once in doctor's. A student earning two master's degrees should be counted only once.


- Report Hispanic/Latino individuals of any race as Hispanic/Latino
- Report race for non-Hispanic/Latino individuals only


	Number of Students	Total Awards
By Gender		
Men	<input type="text" value="91"/>	94
Women	<input type="text" value="313"/>	321
TOTAL	404	415
PY TOTAL	537	

By Race/Ethnicity

<u>Nonresident alien</u>	<input type="text" value="0"/>	0
<u>Hispanic/Latino</u>	<input type="text" value="43"/>	44
<u>American Indian or Alaska Native</u>		1

	<input type="text" value="1"/>	
<u>Asian</u>	<input type="text" value="13"/>	13
<u>Black or African American</u>	<input type="text" value="15"/>	15
<u>Native Hawaiian or Other Pacific Islander</u>	<input type="text" value="1"/>	1
<u>White</u>	<input type="text" value="311"/>	321
Two or more races	<input type="text" value="16"/>	16
<u>Race and ethnicity unknown</u>	<input type="text" value="4"/>	4
TOTAL	404	415

 **By Age**

Under 18	 <input type="text" value="63"/>	
18-24	<input type="text" value="255"/>	
25-39	<input type="text" value="57"/>	
40 and Above	<input type="text" value="29"/>	
Age Unknown	<input type="text" value="0"/>	
TOTAL	404	415

Completers by Level

Institutions must report the number of students who earned an award by level. This screen will be shown for each of the following consolidated award levels for which there is a reported completion:

- Postsecondary awards, certificates, or diplomas of less than 1 academic year
 - Less than 900 clock hours, or
 - Less than 30 SEMESTER or TRIMESTER credit hours, or
 - Less than 45 QUARTER credit hours
- Postsecondary awards, certificates, or diplomas of at least 1 but less than 4 academic years
 - 900 or more clock hours, or
 - 30 or more SEMESTER or TRIMESTER credit hours, or
 - 45 or more QUARTER credit hours
- Associate's degrees
- Bachelor's degrees
- Master's degrees
- Doctor's degrees
- Postbaccalaureate and post-master's certificates

Associate's degrees

Number of students by gender, by race and ethnicity, and by age earning this award between July 1, 2018 and June 30, 2019. Each student should be counted once per award level. For example, if a student earned a master's degree and a doctor's degree, he/she should be counted once in master's and once in doctor's. A student earning two master's degrees should be counted only once.

- Report Hispanic/Latino individuals of any race as Hispanic/Latino
- Report race for non-Hispanic/Latino individuals only


	Number of Students	Total Awards
By Gender		
Men	<input type="text" value="322"/>	326
Women	<input type="text" value="518"/>	524
TOTAL	840	850
PY TOTAL	650	

By Race/Ethnicity

<u>Nonresident alien</u>	<input type="text" value="4"/>	4
<u>Hispanic/Latino</u>	<input type="text" value="68"/>	70
<u>American Indian or Alaska Native</u>	<input type="text" value="4"/>	4

<u>Asian</u>	<input type="text" value="16"/>	16
<u>Black or African American</u>	<input type="text" value="23"/>	24
<u>Native Hawaiian or Other Pacific Islander</u>	<input type="text" value="2"/>	2
<u>White</u>	<input type="text" value="682"/>	688
Two or more races	<input type="text" value="31"/>	32
<u>Race and ethnicity unknown</u>	<input type="text" value="10"/>	10
TOTAL	840	850

 **By Age**

Under 18	 <input type="text" value="23"/>	
18-24	<input type="text" value="567"/>	
25-39	<input type="text" value="189"/>	
40 and Above	<input type="text" value="61"/>	
Age Unknown	<input type="text" value="0"/>	
TOTAL	840	850

Prepared by

The name of the preparer is being collected so that we can follow up with the appropriate person in the event that there are questions concerning the data. The Keyholder will be copied on all email correspondence to other preparers.

The time it took to prepare this component is being collected so that we can continue to improve our estimate of the reporting burden associated with IPEDS. Please include in your estimate the time it took for you to review instructions, query and search data sources, complete and review the component, and submit the data through the Data Collection System.

Thank you for your assistance.

This survey component was prepared by:

<input type="radio"/>	Keyholder	<input type="radio"/>	SFA Contact	<input type="radio"/>	HR Contact
<input type="radio"/>	Finance Contact	<input type="radio"/>	Academic Library Contact	<input type="radio"/>	Other
Name:	<input type="text"/>				
Email:	<input type="text"/>				

How many staff from your institution only were involved in the data collection and reporting process of this survey component?

<input type="text"/>	Number of Staff (including yourself)
----------------------	--------------------------------------

How many hours did you and others from your institution only spend on each of the steps below when responding to this survey component?

Exclude the hours spent collecting data for state and other reporting purposes.

Staff member	Collecting Data Needed		Revising Data to Match IPEDS Requirements		Entering Data		Revising and Locking Data	
Your office	<input type="text"/>	hours	<input type="text"/>	hours	<input type="text"/>	hours	<input type="text"/>	hours
Other offices	<input type="text"/>	hours	<input type="text"/>	hours	<input type="text"/>	hours	<input type="text"/>	hours

Summary

IPEDS collects important information regarding your institution. All data reported in IPEDS survey components become available in the IPEDS Data Center and appear as aggregated data in various Department of Education reports. Additionally, some of the reported data appears specifically for your institution through the College Navigator website and is included in your institution's Data Feedback Report (DFR). The purpose of this summary is to provide you an opportunity to view some of the data that, when accepted through the IPEDS quality control process, will appear on the College Navigator website and/or your DFR. College Navigator is updated approximately three months after the data collection period closes and Data Feedback Reports will be available through the [Data Center](#) and sent to your institution's CEO in November 2019.

Please review your data for accuracy. If you have questions about the data displayed below after reviewing the data reported on the survey screens, please contact the IPEDS Help Desk at: 1-877-225-2568 or ipedshelp@rti.org.

Summary of Completions Data

Award Level	Number of Completions	
	1 st major	2 nd major
<u>Postsecondary award, certificate, or diploma (less than 1 academic year)</u>	465	0
<u>Postsecondary award, certificate, or diploma (at least 1 but less than 2 academic years)</u>	415	0
<u>Associate's degree</u>	850	0
Total number of degrees and certificates	1,730	

Summary of Completers Data

	Number of Students		
	Men	Women	Total
All Completers	474	956	1,430

Completions

Lord Fairfax Community College (232575)

Source	Description	Severity	Resolved	Options
Global Edits				
Perform Edits	You did not complete the 'Completions' survey screens for the following: If you do offer them, but just do not have any completions at this award level for this year, please enter a zero somewhere on the screen. If you do not offer these programs at the award levels shown, please delete them. CIPCODE: 50.0101 Award Level: 1 Major: First Please correct your data or contact the IPEDS Help Desk for assistance. (Error #10518)	Fatal	No	
Perform Edits	You did not answer the distance education program question on the 'Completions' survey screens for the following: CIPCODE: 50.0101 Award Level: 1 Major: First Please correct your data or contact the IPEDS Help Desk for assistance. (Error #10566)	Fatal	No	
Perform Edits	You did not visit the "Prepared by" screen. It is not mandatory that you complete this screen, but these data are being collected so that we can continue to improve our estimate of the reporting burden associated with IPEDS. The "Prepared by" screen can be accessed from the Completions Survey main screen. (Error #10736)	Confirmation	No	
Screen: Completers- Less than 1 academic year				
Screen Entry	The total number of completers (Men + Women) reported for this award level (415) is outside the expected range when compared to the prior year value. Please correct your data or contact the IPEDS Help Desk for assistance. (Error #10584)	Explanation	No	
Screen Entry	The age of 18 or younger is outside the expected range. Please correct the data or explain. (Error #10741)	Explanation	No	
Screen: Completers- At least 1 but less than 4 academic years				
Screen Entry	The age of 18 or younger is outside the expected range. Please correct the data or explain. (Error #10741)	Explanation	No	
Screen: Completers- Associate's degrees				
Screen Entry	The age of 18 or younger is outside the expected range. Please correct the data or explain. (Error #10741)	Explanation	No	