

Student Financial Aid 2016-17

Institution: Lord Fairfax Community College (232575)

User ID: P2325752

Overview

IPEDS Student Financial Aid Component Overview Public Academic Reporters

Welcome to the Student Financial Aid (SFA) component. The purpose of the SFA component is to collect information about financial aid provided to various groups of undergraduate students and military/veteran educational benefits for all students at your institution.

Changes to This Year's SFA Component

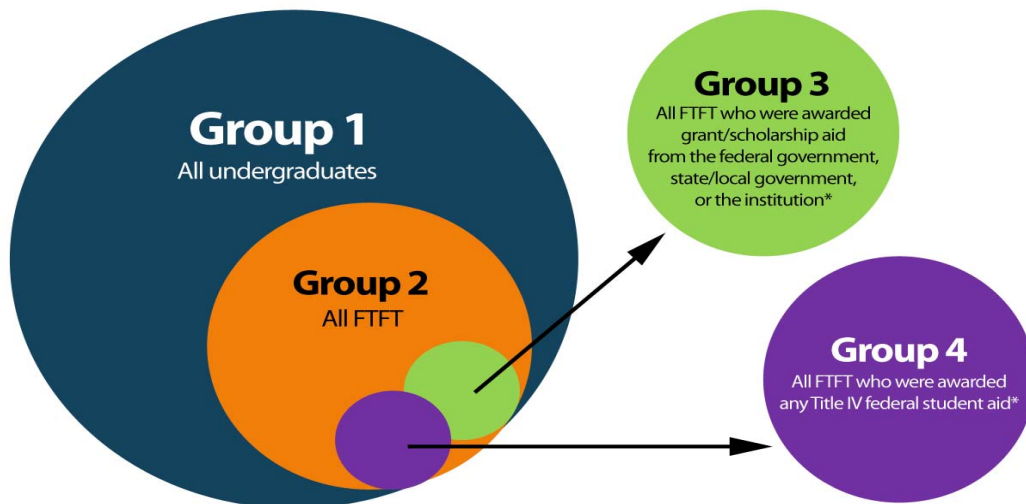
There were no changes implemented for the 2016-17 data collection period.

Data Reporting Reminders

Undergraduate Student Groups

You will be asked to report information for different groups of students.

- **Group 1:** All undergraduate students
- **Group 2:** Of Group 1, full-time, first-time degree/certificate-seeking students
- **Group 3:** Of Group 2, students who paid the in-state/in-district tuition rate and were awarded any grant/scholarship aid from the federal government, state/local government, or the institution
- **Group 4:** Of Group 2, students who paid the in-state/in-district tuition rate and were awarded any Title IV federal student aid



*For public institutions, include only those students paying the in-state or in-district tuition rate. For program reporters, include only those students enrolled in the institution's largest program.

COA Revisions

Revisions to Cost of Attendance used to calculate the net price of attendance can be made in this component.

Consult the instructions and screens to make sure you are reporting the correct aid amounts for the correct groups of students.

College Affordability and Transparency Lists

Net price amounts calculated in SFA will be used to populate the Department's College Affordability and Transparency lists.

Interactive Edits and Error Messages

SFA contains interactive edits that will check for blank fields, invalid values, or values that fall outside expected ranges. Some error messages will require you to confirm or explain the values that you entered. Some error messages are fatal and will require you to contact the IPEDS Help Desk at 1-877-225-2568 for resolution.

Context Boxes

You will find optional text boxes throughout SFA. Context boxes allow you to provide more information about the data you enter. Some of these context boxes may be made available to the public on College Navigator, so make sure that the information you enter can be understood easily by students, parents, and the general public.

Resources

To download the survey materials for this component: [Survey Materials](#)

To access your prior year data submission for this component: [Reported Data](#)


Institution: Lord Fairfax Community College (232575)

User ID: P2325752

Section 1: Part A**Part A - Establish Your Groups**

Part A establishes the number of students in various groups. Note that the numbers on this screen will be carried forward to other parts of the Student Financial Aid component.

In the fields below, report the number of students in each of the following groups.

		 Fall 2015	YOUR PRIOR YEAR DATA Fall 2014
01	Group 1 All <u>undergraduate</u> students	<input type="text" value="7,002"/>	6,996
02	Group 2 Of those in Group 1, those who are <u>full-time</u> , <u>first-time</u> degree/certificate-seeking	<input type="text" value="556"/>	589
02a	Of those in Group 2, those who were awarded any <u>Federal Work Study</u> , <u>loans to students</u> , or grant or scholarship aid from the federal government, state/local government, the institution, or other sources known to the institution	<input type="text" value="356"/>	385
02b	Of those in Group 2, those who were awarded any <u>loans to students</u> or grant or scholarship aid from the federal government, state/local government, or the institution	<input type="text" value="324"/>	358
03	Group 3 Of those in Group 2, those who paid the in-state or in-district tuition rate and were awarded grant or scholarship aid from the federal government, state/local government, or the institution	<input type="text" value="292"/>	304
04	Group 4 Of those in Group 2, those who paid the in-state or in-district tuition rate and were awarded any <u>Title IV federal student aid</u>	<input type="text" value="250"/>	289

Institution: Lord Fairfax Community College (232575)

User ID: P2325752

Section 1: Part B

Part B - Enter Information About Group 1

Part B includes information about Group 1. Group 1 students are ALL undergraduate students (including first-time students) enrolled in Fall 2015.

For this part, report:

For These Students	The Following Type(s) of Aid	Awarded in This Period
<ul style="list-style-type: none"> • All undergraduate students enrolled in Fall 2015 	<ul style="list-style-type: none"> • Grant or scholarship aid from the federal government • Grant or scholarship aid from state/local government • Grant or scholarship aid from the institution • Grant or scholarship aid from other sources known to the institution • Loans to students from the federal government 	<ul style="list-style-type: none"> • Any time during academic year 2015-16

In the fields below, report the number of Group 1 students and the total amount of aid awarded to these students for each type of aid.

Information from Part A:

Fall 2015

Group 1

All undergraduate students

(This number is carried forward from Part A, Line 01.)

7,002

2015-16

Aid Type	Number of Group 1 students who were awarded aid	Percentage of Group 1 students who were awarded aid	Total amount of aid awarded to Group 1 students	Average amount of aid awarded to Group 1 students
01 Grant or scholarship aid from the federal government, state/local government, the institution, and other sources known to the institution (Do NOT include federal student loans)	2,395	34	6,649,661	2,776
02 Pell grants	1,637	23	4,945,606	3,021
03 Federal student loans	604	9	3,131,095	5,184

The notes below provide context for the data you've reported above and may be posted on the College Navigator website. Choose one option that best explains your data or choose "Non-applicable" if you do not wish to provide context notes. If none of the options provided explains your institution's data, then choose "Other" and write your own context notes. Notes should be written to be understood by students and parents. For example, institutions may report here other sources of private aid not included in the categories listed.

Non-applicable	
	

The image shows a table with two columns. The first column is labeled "Non-applicable" and contains an empty table with a vertical scrollbar on the right and a horizontal scrollbar at the bottom. The second column is empty.

Institution: Lord Fairfax Community College (232575)

User ID: P2325752

Section 1: Part C, Page 1

Part C, Page 1 - Enter Information about Group 2

Part C includes information about Group 2. Group 2 students are all full-time, first-time degree/certificate-seeking undergraduate students enrolled in Fall 2015.

In the fields below, report the number of Group 2 students paying in-district, in-state, and out-of-state tuition rates. If your institution does not offer different rates, report all students as paying in-state tuition rates.

Information from Part A:			Fall 2015		
Group 2 Full-time, first-time degree/certificate-seeking undergraduates (This number is carried forward from Part A, Line 02)			556		
Group 2 students:			Fall 2015		YOUR PRIOR YEAR DATA
					Fall 2014
			Number of Group 2 students	Percentage of Group 2 students	Percentage of Group 2 students
01	01a	<u>paying in-district tuition rates</u>	511	92	92
	01b	<u>paying in-state tuition rates</u>	33	6	5
	01c	<u>paying out-of-state tuition rates</u>	12	2	3
	01d	Unknown (calculated value) This value is calculated using the following formula: [A02-(C01a+C01b+C01c)]	0	0	0

Institution: Lord Fairfax Community College (232575)

User ID: P2325752

Section 1: Part C, Page 2

Part C, Page 2 - Enter Information about Group 2

Part C includes financial aid information about Group 2. Group 2 students are all full-time, first-time degree/certificate-seeking undergraduate students enrolled in Fall 2015.

For this part, report:

For These Students	The Following Type(s) of Aid	Awarded in This Period
<ul style="list-style-type: none"> • Full-time, first-time degree/certificate-seeking undergraduate students enrolled in Fall 2015 	<ul style="list-style-type: none"> • Grant or scholarship aid from the federal government • Grant or scholarship aid from state/local government • Grant or scholarship aid from the institution • Loans to students from the federal government and from other sources, including private or other loans • Do <u>not</u> include grant or scholarship aid from private or other sources • Do <u>not</u> include PLUS loans or loans made to anyone other than the student 	<ul style="list-style-type: none"> • Any time during academic year 2015-16 • For program reporters, this is the aid year period from July 1, 2015 through June 30, 2016.

In the fields below, report the number of Group 2 students and the total amount of aid awarded to these students for each type of aid. Enter unduplicated student counts within a category (e.g., Pell grants). However, a student can appear in more than one aid category.

Information from Part A:	Fall 2015
Group 2 Full-time, first-time degree/certificate-seeking undergraduates (This number is carried forward from Part A, Line 02)	556
Group 2a Of those in Group 2, those who were awarded any Federal Work Study, loans to students, or grant or scholarship aid from the federal government, state/local government, the institution, or other sources known to the institution (This number is carried forward from Part A, Line 02a)	356
Group 2b Of those in Group 2, those who were awarded any loans to students or grant or scholarship aid from the federal government, state/local government, or the institution (This number is carried forward from Part A, Line 02b)	324
Group 3 Of those in Group 2, those who were awarded grant or scholarship aid from the federal government, state/local government, or the institution	292
Aid Type	YOUR PRIOR

		Fall 2015				YEAR DATA
		Number of Group 2 students who were awarded aid	Percentage of Group 2 students who were awarded aid	Total amount of aid awarded to Group 2 students	Average amount of aid awarded to Group 2 students	Fall 2014 Average amount of aid awarded to Group 2 students
01	Grants or scholarships from the federal government, state/local government, or the institution	<input type="text" value="297"/>	53	1,202,373	4,048	4,080
02	<u>Federal grants</u>	<input type="text" value="220"/>	40	876,975	3,986	4,361
	02a <u>Pell grants</u>	<input type="text" value="220"/>	40	<input type="text" value="867,784"/>	3,944	4,316
	02b <u>Other federal grants</u>	<input type="text" value="8"/>	1	<input type="text" value="9,191"/>	1,149	1,750
03	<u>State/local government grants or scholarships (grants/scholarships/waivers)</u>	<input type="text" value="194"/>	35	<input type="text" value="185,884"/>	958	680
04	<u>Institutional grants or scholarships (scholarships/fellowships)</u>	<input type="text" value="81"/>	15	<input type="text" value="139,514"/>	1,722	1,556
05	<u>Loans to students</u>	<input type="text" value="57"/>	10	263,581	4,624	4,637
	05a <u>Federal loans</u>	<input type="text" value="52"/>	9	<input type="text" value="229,767"/>	4,419	4,293
	05b <u>Other loans (including private loans)</u>	<input type="text" value="5"/>	1	<input type="text" value="33,814"/>	6,763	9,420

The notes below provide context for the data you've reported above and may be posted on the College Navigator website. Choose one option that best explains your data or choose "Non-applicable" if you do not wish to provide context notes. If none of the options provided explains your institution's data, then choose "Other" and write your own context notes. Notes should be written to be understood by students and parents. For example, institutions may report here other sources of private aid not included in the categories listed.

Non-applicable

Institution: Lord Fairfax Community College (232575)

User ID: P2325752

Section 1: Comparison Chart**Comparison Chart**

Based on the information reported on the previous screens for Group 1 (all undergraduates) and Group 2 (full-time, first-time degree/certificate-seeking undergraduates), this comparison chart seeks to help institutions check their reported data. Assuming that the information on Groups 1 and 2 are correct, then the calculated fields for 'All Other Undergraduates' should be the balance (Group 1 minus Group 2). If the balance does not check with your institution's calculations, please correct your reported numbers for Groups 1 and 2 before moving forward with the completion of the SFA survey component.

Note: Data for the 'All Other Undergraduates' will appear in the IPEDS Data Center for data users, but not in College Navigator.

		Number of students	Pell grants	Federal Student Loans
01	Group 1 (all undergraduates)	7,002		
02	Number of students who were awarded aid		1,637	604
03	Percentage who were awarded aid		23	9
04	Total amount of aid awarded		4,945,606	3,131,095
05	Average amount of aid awarded		3,021	5,184
06	Group 2 (Full-time first-time undergraduates)	556		
07	Number of students who were awarded aid		220	52
08	Percentage who were awarded aid		40	9
09	Total amount of aid awarded		867,784	229,767
10	Average amount of aid awarded		3,944	4,419
11	All other undergraduates (Line 01 - Line 06)	6,446		
12	Number of students who were awarded aid (Line 02 - Line 07)		1,417	552
13	Percentage who were awarded aid (Line 12 / Line 11)		22	9
14	Total amount of aid awarded (Line 04 - Line 09)		4,077,822	2,901,328
15	Average amount of aid awarded (Line 14 / Line 12)		2,878	5,256



Institution: Lord Fairfax Community College (232575)

User ID: P2325752

Section 1: Cost of Attendance**Cost of attendance for full-time, first-time undergraduate students:**

Please enter the amounts requested below. These data will be made available to the public on College Navigator. If your institution participates in any Title IV programs (Pell, Stafford, etc.), you must complete all information. *Estimates of expenses for books and supplies, room and board, and other expenses are those from the **Cost of Attendance report** used by the financial aid office in determining financial need. Please talk to your financial aid office to get these numbers, to ensure that you are reporting correctly.*

These numbers are carried forward from Institutional Characteristics and should only be changed if an error was made in the reporting.

Charges for full academic year		2013-14	2014-15	2015-16
Published tuition and required fees:				
<u>In-district</u>				
	Tuition	3,675	3,825	4,050
	Required fees	330	374	374
	Tuition + fees total	4,005	4,199	4,424
<u>In-state</u>				
	Tuition	3,675	3,825	4,050
	Required fees	330	374	374
	Tuition + fees total	4,005	4,199	4,424
<u>Out-of-state</u>				
	Tuition	8,973	9,123	9,348
	Required fees	870	914	914
	Tuition + fees total	9,843	10,037	10,262
	 <u>Books and supplies</u>	1,600	1,600	1,600
Off-campus (not with family):				
	<u>Room and board</u>	7,630	7,630	7,706
	<u>Other expenses</u>	3,844	3,934	3,962
	Room and board and other expenses	11,474	11,564	11,668
 Off-campus (with family):				
	<u>Other expenses</u>	3,844	3,934	3,962

Institution: Lord Fairfax Community College (232575)

User ID: P2325752

Section 1: Part D

Part D - Enter Information about Group 3

Part D includes financial aid information about Group 3. Group 3 students are all full-time, first-time degree/certificate-seeking undergraduate students enrolled in Fall 2015 who paid the in-state or in-district tuition rate and were awarded grant or scholarship aid from the following sources: the federal government, state/local government, or the institution. The information you report in this part will be used in Part F to calculate average institutional net price.


For this part report:

For These Students	The Following Type(s) of Aid	Awarded in This Period
<ul style="list-style-type: none"> Full-time, first-time degree/certificate-seeking undergraduate students enrolled in Fall 2015 who paid the in-state or in-district tuition rate and were awarded grant or scholarship aid from the following sources: the federal government, state/local government, or the institution Do <u>not</u> include students who were awarded only grant or scholarship aid from private or other sources, or students who were awarded only non-grant aid 	<ul style="list-style-type: none"> Grant or scholarship aid from the federal government Grant or scholarship aid from state/local government Grant or scholarship aid from the institution Do <u>not</u> include grant or scholarship aid from private or other sources 	<ul style="list-style-type: none"> Any time during academic year 2015-16

In the fields below, report the number of Group 3 students with each type of living arrangement and the total amount of grant or scholarship aid from the federal government, state/local government, or the institution awarded to these students.

Information from Part A:		YOUR PRIOR YEAR DATA 2013-2014	YOUR PRIOR YEAR DATA 2014-2015	2015-2016
Group 3 Full-time, first-time degree/certificate-seeking undergraduate students who paid the in-state or in-district tuition rate and were awarded grant or scholarship aid from the following sources: the federal government, state/local government, or the institution (This number is carried forward from Part A, Line 03)		333	304	292
01	Report the number of Group 3 students with the following living arrangements:	YOUR PRIOR YEAR DATA 2013-14	YOUR PRIOR YEAR DATA 2014-15	2015-16
	01b Off-campus (with family)	261	249	248
	01c Off-campus (not with family)	58	32	29
	01d Unknown (calculated) This value is calculated using the following formula: [A03-(D01a+D01b+D01c)]	14	23	15

02	Report the total amount of grant or scholarship aid from the federal government, state/local government, or the institution awarded to Group 3 students	1,281,396	1,229,204	1,176,473
03	Average grant or scholarship aid from the federal government, state/local government, or the institution awarded to Group 3 students (calculated value). This value is calculated using the following formula: [D02/A03]	3,848	4,043	4,029

 **The notes below provide context for the data you've reported above and may be posted on the College Navigator website. Choose one option that best explains your data or choose "Non-applicable" if you do not wish to provide context notes. If none of the options provided explains your institution's data, then choose "Other" and write your own context notes. Notes should be written to be understood by students and parents. For example, institutions may report here other sources of private aid not included in the categories listed.**

Non-applicable

^
v
<
>

Institution: Lord Fairfax Community College (232575)

User ID: P2325752

Section 1: Part E

Part E – Enter Information about Group 4

Part E includes financial aid information about Group 4. Group 4 students are all full-time, first-time degree/certificate-seeking undergraduate students enrolled in Fall 2015 who paid the in-state or in-district tuition rate and were awarded any Title IV federal student aid, including federal grants or federal student loans. The information you report in this part will be used in Part G to calculate average institutional net price by income level.

For this part, report:

For These Students	The Following Type(s) of Aid	Awarded in This Period
<ul style="list-style-type: none"> Full-time, first-time degree/certificate-seeking undergraduate students enrolled in Fall 2015 who paid the in-state or in-district tuition rate and were awarded any Title IV federal student aid 	<ul style="list-style-type: none"> Grant or scholarship aid from: <ul style="list-style-type: none"> federal government state/local government institution Do <u>not</u> include: <ul style="list-style-type: none"> grant or scholarship aid from private or other sources loan amounts Federal Work Study amounts 	<ul style="list-style-type: none"> Any time during academic year 2015-16

In the fields below, report the number of Group 4 students with each type of living arrangement and the total amount of grant or scholarship aid from the federal government, state/local government, or the institution awarded to these students by income level.

Information from Part A: 2013-14 2014-15 2015-16

Group 4

Full-time, first-time degree/certificate-seeking undergraduate students who paid the in-state or in-district tuition rate and were awarded any Title IV federal student aid
(This number is carried forward from Part A, Line 04)

296 289 250


01 **Report the number of Group 4 students with the following living arrangements:** YOUR PRIOR YEAR DATA YOUR PRIOR YEAR DATA YOUR PRIOR YEAR DATA

		2013-14	2014-15	2015-16
01b	<u>Off-campus (with family)</u>	233	250	218
01c	<u>Off-campus (not with family)</u>	61	33	28
01d	Unknown (calculated) This value is calculated using the formula: [A04-(E01a+E01b+E01c)]	2	6	4

	Number of students who were awarded any Title IV aid (Group 4)	Of those in Column 1, the number who were awarded any grant or scholarship aid from the following sources: the federal government,	Of those in Column 1, the total amount of grant or scholarship aid awarded from the following sources: the federal government, state/local	 Average amount of federal, state/local, and institutional grant or scholarship aid awarded to Group 4 students

			state/local government, or the institution		government, or the institution	
			2013-14			
			Col. 1	Col. 2	Col. 3	Col. 4
02	Income level					
	02a	\$0-30,000	146	144	713,593	4,888
	02b	\$30,001-48,000	53	51	220,032	4,152
	02c	\$48,001-75,000	56	51	161,952	2,892
	02d	\$75,001-110,000	21	5	11,127	530
	02e	\$110,001 and more	20	0	0	0
	02f	Total all income levels	296	251	1,106,704	3,739
			2014-15			
			Col. 1	Col. 2	Col. 3	Col. 4
03	Income level					
	03a	\$0-30,000	125	123	630,710	5,046
	03b	\$30,001-48,000	55	55	269,978	4,909
	03c	\$48,001-75,000	44	41	152,988	3,477
	03d	\$75,001-110,000	27	6	19,176	710
	03e	\$110,001 and more	38	0	0	0
	03f	Total all income levels	289	225	1,072,852	3,712
			2015-16			
			Col. 1	Col. 2	Col. 3	Col. 4
04	Income level					
	04a	\$0-30,000	95	95	501,083	5,275
	04b	\$30,001-48,000	62	62	286,697	4,624
	04c	\$48,001-75,000	56	54	200,009	3,572
	04d	\$75,001-110,000	20	5	11,599	580
	04e	\$110,001 and more	17	0	0	0
	04f		250	216	999,388	3,998

		Total all income levels				
--	--	--	--	--	--	--

 The notes below provide context for the data you've reported above and may be posted on the College Navigator website. Choose one option that best explains your data or choose "Non-applicable" if you do not wish to provide context notes. If none of the options provided explains your institution's data, then choose "Other" and write your own context notes. Notes should be written to be understood by students and parents. For example, institutions may report here other sources of private aid not included in the categories listed.

Non-applicable

Institution: Lord Fairfax Community College (232575)

User ID: P2325752


Section 1: Part F

Part F – Net Price Calculation for Group 3

The following net price calculation is based on information that your institution reported in the Institutional Characteristics component and the Student Financial Aid component. For more information about the data your institution reported in the Institutional Characteristics component, please contact your institution’s IPEDS Keyholder.

		YOUR PRIOR YEAR DATA 2013-14	YOUR PRIOR YEAR DATA 2014-15	2015-16
Components of cost of attendance				
01	Published <u>tuition</u> and <u>required fees</u> (lower of in-district or in-state)	4,005	4,199	4,424
02	<u>Books and supplies</u>	1,600	1,600	1,600
03	<u>Room and board and other expenses</u> by living arrangement			
	03b <u>Off-campus (with family)</u>	3,844	3,934	3,962
	03c <u>Off-campus (not with family)</u>	11,474	11,564	11,668
04	Number of Group 3 students by living arrangement			
	04b <u>Off-campus (with family)</u>	261	249	248
	04c <u>Off-campus (not with family)</u>	58	32	29
	04d Unknown	14	23	15
05	Weighted average for room and board and other expenses by living arrangement (excluding unknown values) See instructions for the formula for this calculation	5,231	4,803	4,769
06	Total cost of attendance This value is calculated using the following formula: [F01+F02+F05]	10,836	10,602	10,793
07	Average amount of grant or scholarship aid awarded to Group 3 students from the following sources: the federal government, state/local government, and the institution	3,848	4,043	4,029
08	Average institutional net price for Group 3 students This value is calculated using the following formula: [F06-F07]	6,988	6,559	6,764

As required by the Higher Education Opportunity Act of 2008, these amounts will be posted on the U.S. Department of Education’s College Navigator website and used in the U.S. Department of Education’s College Affordability and Transparency Lists.

 The notes below provide context for the data you’ve reported above and may be posted on the College Navigator website. Choose one option that best explains your data or choose "Non-applicable" if you do not wish to provide context notes. If none of the options provided explains your institution’s data, then choose "Other" and write your own context notes. Notes should be written to be understood by students and parents. For example, institutions may report here other sources of private aid not included in the categories listed.

Non-applicable

An empty rectangular box with a thin border, containing a vertical scrollbar on the right side and a horizontal scrollbar at the bottom, indicating it is a scrollable area.

Institution: Lord Fairfax Community College (232575)


User ID: P2325752

Section 1: Part G**Part G – Net Price Calculation for Group 4**

The following net price calculation is based on information that your institution reported in the Institutional Characteristics component and the Student Financial Aid component. For more information about the data your institution reported in the Institutional Characteristics component, please contact your institution's IPEDS Keyholder.

		YOUR PRIOR YEAR DATA	YOUR PRIOR YEAR DATA	2015-16
		2013-14	2014-15	
Components of cost of attendance				
01	Published <u>tuition</u> and <u>required fees</u> (lower of in-district or in-state)	4,005	4,199	4,424
02	<u>Books and supplies</u>	1,600	1,600	1,600
03	<u>Room and board</u> and <u>other expenses</u> by living arrangement			
	03b <u>Off-campus (with family)</u>	3,844	3,934	3,962
	03c <u>Off-campus (not with family)</u>	11,474	11,564	11,668
04	Number of Group 4 students by living arrangement			
	04b <u>Off-campus (with family)</u>	233	250	218
	04c <u>Off-campus (not with family)</u>	61	33	28
	04d Unknown	2	6	4
05	Weighted average for room and board and other expenses by living arrangement (excluding unknown values) See instructions for the formula for this calculation	5,427	4,824	4,839
06	Total cost of attendance by income level This value is calculated using the following formula: [G01+G02+G05]	11,032	10,623	10,863
07	Average amount of grant or scholarship aid awarded to Group 4 students from the following sources: the federal government, state/local government, and the institution	3,739	3,712	3,998
	07a \$0-30,000	4,888	5,046	5,275
	07b \$30,001-48,000	4,152	4,909	4,624
	07c \$48,001-75,000	2,892	3,477	3,572
	07d \$75,001-110,000	530	710	580
	07e \$110,001 and more	0	0	0
08	Average institutional <u>net price</u> for Group 4 students This value is calculated using the following formula: [G06-G07]			
	08a \$0-30,000	6,144	5,577	5,588
	08b \$30,001-48,000	6,880	5,714	6,239
	08c \$48,001-75,000	8,140	7,146	7,291
	08d \$75,001-110,000	10,502	9,913	10,283
	08e \$110,001 and more	11,032	10,623	10,863

As required by the Higher Education Opportunity Act of 2008, these amounts will be posted on the U.S. Department of Education's College Navigator website.

 The notes below provide context for the data you've reported above and may be posted on the College Navigator website. Choose one option that best explains your data or choose "Non-applicable" if you do not wish to provide context notes. If none of the options provided explains your institution's data, then choose "Other" and write your own context notes. Notes should be written to be understood by students and parents. For example, institutions may report here other sources of private aid not included in the categories listed.

Non-applicable

An empty text input box with a light gray border. It features a vertical scrollbar on the right side with up and down arrow icons, and a horizontal scrollbar at the bottom with left and right arrow icons.

Institution: Lord Fairfax Community College (232575)

User ID: P2325752

Section 2: Military Servicemembers and Veteran's Benefits**Section 2: Military Servicemembers and Veteran's Benefits**

IMPORTANT NOTE: Report for **Post-9/11 GI Bill Benefits: July 1, 2015 - June 30, 2016** and Report for **Department of Defense Tuition Assistance Program: October 1, 2015 - September 30, 2016**

- Report the total number of student recipients and the total dollar amounts for each program.
- Student recipients can also include eligible dependents.
- Consult with your campus certifying official, who may not be in the student financial aid office.
- For Post-9/11 GI Bill Benefits, do not include the matching institutional aid provided through the Yellow Ribbon Program if your institution participated.
- Information reported to IPEDS is only what is known to the institution.
- Enter zero (0) if your institution did not have beneficiaries for a program. Please do not leave a cell blank.

Type of benefit/assistance	Number of students receiving benefits/assistance	Total dollar amount of benefits/assistance awarded through the institution	Average dollar amount of benefits/assistance awarded through the institution
Undergraduate students			
<u>Post-9/11 GI Bill Benefits</u>	147	306,025	2,082
<u>Department of Defense Tuition Assistance Program</u>	3	1,474	491

Institution: Lord Fairfax Community College (232575)

User ID: P2325752

Prepared by

This survey component was prepared by:					
<input checked="" type="radio"/>	Keyholder	<input type="radio"/>	SFA Contact	<input type="radio"/>	HR Contact
<input type="radio"/>	Finance Contact	<input type="radio"/>	Academic Library Contact	<input type="radio"/>	Other
Name:	<input type="text" value="Nancy Smith"/>				
Email:	<input type="text" value="nsmith@lfcc.edu"/>				
How long did it take to prepare this survey component?		<input type="text" value="12"/>	hours	<input type="text" value="0"/>	minutes
<p>The name of the preparer is being collected so that we can follow up with the appropriate person in the event that there are questions concerning the data. The Keyholder will be copied on all email correspondence to other preparers.</p> <p>The time it took to prepare this component is being collected so that we can continue to improve our estimate of the reporting burden associated with IPEDS. Please include in your estimate the time it took for you to review instructions, query and search data sources, complete and review the component, and submit the data through the Data Collection System.</p> <p>Thank you for your assistance.</p>					

Institution: Lord Fairfax Community College (232575)

User ID: P2325752

Summary**IPEDS Student Financial Aid (SFA) Survey Summary**

IPEDS collects important information regarding your institution. All data reported in IPEDS survey components become available in the IPEDS Data Center and appear as aggregated data in various Department of Education reports. Additionally, some of the reported data appears specifically for your institution through the College Navigator website and is included in your institution's Data Feedback Report (DFR). The purpose of this summary is to provide you an opportunity to view some of the data that, when accepted through the IPEDS quality control process, will appear on the College Navigator website and/or your DFR. College Navigator is updated approximately three months after the data collection period closes and Data Feedback Reports will be available through the [Data Center](#) and sent to your institution's CEO in November 2016.

Please review your data for accuracy. If you have questions about the data displayed below after reviewing the data reported on the survey screens, please contact the IPEDS Help Desk at: 1-877-225-2568 or ipedshelp@rti.org.

Total grant aid received by all undergraduate students		\$6,649,661
Number of undergraduate students who received a Pell Grant		1,637
Percentage of FTFT students receiving any financial aid		64%
	Percentage of FTFT students receiving grant aid by type	Average amount of grant aid received by type
Total	53%	\$4,048
Federal Government	40%	\$3,986
Pell	40%	\$3,944
Other Federal	1%	\$1,149
State/Local Government	35%	\$958
Institutional	15%	\$1,722
	Percentage of FTFT students receiving loans by type	Average amount of loans received by type
Total	10%	\$4,624
Federal	9%	\$4,419
Non-federal	1%	\$6,763
Average net price for FTFT students who receive grant aid		\$6,764
Average net price for FTFT students who receive Title IV federal student aid		
\$0 - 30,000		\$5,588
\$30,001 - 48,000		\$6,239
\$48,001 - 75,000		\$7,291
\$75,001 - 110,000		\$10,283
\$110,001 and more		\$10,863

Military Servicemembers and Veteran's Benefits		
	Number of students receiving benefits/assistance	Total dollar amount of benefits/assistance awarded through the institution
Post-9/11 GI Bill Benefits		
Undergraduate students	147	\$306,025
Department of Defense Tuition Assistance Program		
Undergraduate students	3	\$1,474

Institution: Lord Fairfax Community College (232575)

User ID: P2325752

Edit Report

Student Financial Aid**Lord Fairfax Community College (232575)**

Source	Description	Severity	Resolved	Options
--------	-------------	----------	----------	---------

Screen: Part C, Page 2 - Enter Information about Group 2

Upload File	The average amount of this type of aid awarded to Group 2 students is outside the expected range of between 1,400 and 2,100 when compared with the prior year value. Please check the number of students and the total amount of aid awarded to these students, and correct or explain the discrepant values. (Error #7147)	Explanation	Yes	
-------------	---	-------------	-----	--

Reason: More students qualified for aid. Average award was less as funding was the same from previous year.

Upload File	The average amount of this type of aid awarded to Group 2 students is outside the expected range of between 544 and 816 when compared with the prior year value. Please check the number of students and the total amount of aid awarded to these students, and correct or explain the discrepant values. (Error #7147)	Explanation	Yes	
-------------	---	-------------	-----	--

Reason: The award amounts increased in some ranges & more students in those ranges received the award causing average to increase.

Upload File	The average amount of this type of aid awarded to Group 2 students is outside the expected range of between 7,536 and 11,304 when compared with the prior year value. Please check the number of students and the total amount of aid awarded to these students, and correct or explain the discrepant values. (Error #7147)	Explanation	Yes	
-------------	--	-------------	-----	--

Reason: For this aid year, one student took out a significantly smaller loan than our institution has seen on average in previous years.

Screen: Part D - Enter Information about Group 3

Screen Entry	The number entered is outside the expected range of between 41 and 75 when compared with the prior year value. Please correct your data or explain. (Error #7169)	Explanation	Yes	
--------------	---	-------------	-----	--

Reason: There was a 9% decrease in the 20-21 year olds between 13/14 & 14/15.

Screen: Part E - Enter Information about Group 4

Upload File	The number entered is outside the expected range of between 43 and 79 when compared with the prior year value. Please correct your data or explain. (Error #7169)	Explanation	Yes	
-------------	---	-------------	-----	--

Reason: There was a 9% decrease in the 20-21 year olds between 13/14 & 14/15.