

[Print Form\(s\)](#)[Get PDF File](#)[Go Back](#)

Student Financial Aid 2011-12

Institution: Lord Fairfax Community College (232575)

User ID: P2325751

Overview

IPEDS Student Financial Aid Component Overview

Public Academic Reporters

Welcome to the Student Financial Aid (SFA) component of the U.S. Department of Education's Integrated Postsecondary Education Data System (IPEDS). The purpose of the SFA component is to collect information about financial aid provided to various groups of undergraduate students at your institution.

Changes to This Year's SFA Component

- SFA is now part of the Winter collection. The Winter collection will close for keyholders on February 8, 2012.
- In Part E, an additional column will collect the number of students in Group 4 who were awarded any Title IV grant aid, by income categories.
- For reporting grant or scholarship aid, institutions should report "aid awarded" rather than "aid received" or "aid awarded and accepted." The amount awarded may be different from the amount that was actually disbursed to students. There is no change to how loans to students should be reported. Institutions should continue to report on loans that were awarded to and accepted by the student.
- Veterans education benefits should no longer be reported in SFA, as they are no longer considered Estimated Financial Assistance for Federal Student Aid purposes.

Data Reporting Reminders

Groups

Throughout this component, you will be asked to report information for different groups of students.

- **Group 1:** All undergraduate students
- **Group 2:** Of Group 1, full-time, first-time degree/certificate-seeking students
- **Group 3:** Of Group 2, students who paid the in-state/in-district tuition rate and were awarded any grant/scholarship aid from the federal government, state/local government, or the institution
- **Group 4:** Of Group 2, students who paid the in-state/in-district tuition rate and were awarded any Title IV federal student aid

Consult the instructions and screens to make sure you are reporting the correct aid amounts for the correct groups of students.

College Affordability and Transparency Lists

Net price amounts calculated in SFA will be used to populate the Department's College Affordability and Transparency lists.

Interactive Edits and Error Messages

SFA contains interactive edits that will check for blank fields, invalid values, or values that fall outside expected ranges. Some error messages will require you to confirm or explain the values that you entered. Some error messages are fatal and will require you to contact the IPEDS Help Desk at 1-877-225-2568 for resolution.

Context Boxes

You will find optional text boxes throughout SFA. Context boxes allow you to provide more information about the data you enter. Some of these context boxes may be made available to the public on College Navigator, so make sure that the information you enter can be understood easily by students, parents, and the general public.

Resources

To download the survey materials for this component: [Survey Materials](#)

To access your prior year data submission for this component: [Reported Data](#)

If you have questions about completing this component, please contact the **IPEDS Help Desk at 1-877-225-2568**.

Institution: Lord Fairfax Community College (232575)



User ID: P2325751

Part A

Part A - Establish Your Groups

Part A establishes the number of students in various groups. Note that the numbers on this screen will be carried forward to other parts of the Student Financial Aid component.

In the fields below, report the number of students in each of the following groups.

	 Fall 2010	YOUR PRIOR YEAR DATA Fall 2009
01. Group 1 All undergraduate students	7,005	6,644
02. Group 2 Of those in Group 1, those who are full-time, first-time degree/certificate-seeking	614	614
02a. Of those in Group 2, those who were awarded any Federal Work Study, loans to students, or grant or scholarship aid from the federal government, state/local government, the institution, or other sources known to the institution	 375	302
02b. Of those in Group 2, those who were awarded any loans to students or grant or scholarship aid from the federal government, state/local government, or the institution	320	257
03. Group 3 Of those in Group 2, those who paid the in-state or in-district tuition rate and were awarded grant or scholarship aid from the federal government, state/local government, or the institution	317	247
04. Group 4 Of those in Group 2, those who paid the in-state or in-district tuition rate and were awarded any Title IV federal student aid	267	211

Institution: Lord Fairfax Community College (232575)

User ID: P2325751

Part B

Part B - Enter Information About Group 1

Part B includes information about Group 1. Group 1 students are all undergraduate students enrolled in Fall 2010.

For this part, report:

For These Students	The Following Type(s) of Aid	Awarded in This Period
<ul style="list-style-type: none"> All undergraduate students enrolled in Fall 2010 	<ul style="list-style-type: none"> Grant or scholarship aid from the federal government Grant or scholarship aid from state/local government Grant or scholarship from the institution Grant or scholarship aid from other sources known to the institution Loans to students from the federal government 	<ul style="list-style-type: none"> Any time during academic year 2010-11

In the fields below, report the number of Group 1 students and the total amount of aid awarded to these students for each type of aid.

Information from Part A:

Fall 2010

Group 1
 All undergraduate students 7,005
 (This number is carried forward from Part A, Line 01.)

2010-11

Aid Type	Number of Group 1 students who were awarded aid	Percentage of Group 1 students who were awarded aid	Total amount of aid awarded to Group 1 students	Average amount of aid awarded to Group 1 students
01. Grant or scholarship aid from the federal government, state/local government, the institution, and other sources known to the institution	<input type="text" value="2,272"/>	32	<input type="text" value="7,442,989"/>	3,276
02. Pell grants	<input type="text" value="1,884"/>	27	<input type="text" value="6,257,923"/>	3,322
03. Federal student loans	<input type="text" value="0"/>	0	<input type="text" value="0"/>	

You may use the space below to provide context for data you've reported above. These context notes may be posted on the College Navigator website and should be written to be understood by students and parents.

Institution: Lord Fairfax Community College (232575)

User ID: P2325751

Part C, Page 1

Part C, Page 1 - Enter Information about Group 2

Part C includes information about Group 2. Group 2 students are all full-time, first-time degree/certificate-seeking undergraduate students enrolled in Fall 2010.

In the fields below, report the number of Group 2 students paying in-district, in-state, and out-of-state tuition rates. If your institution does not offer different rates, report all students as paying in-state tuition rates.

Information from Part A:

Fall 2010

Group 2
 Full-time, first-time degree/certificate-seeking undergraduates 614
 (This number is carried forward from Part A, Line 02)

YOUR PRIOR YEAR DATA

Group 2 students:	Fall 2010		Fall 2009
	Number of Group 2 students	Percentage of Group 2 students	Percentage of Group 2 students
01. 01a. <u>paying in-district tuition rates</u>	562	92	90
01b. <u>paying in-state tuition rates</u>	41	7	7
01c. <u>paying out-of-state tuition rates</u>	11	2	3
Unknown (calculated value)			
01d. This value is calculated using the following formula: [A02-(C01a+C01b+C01c)]	0	0	0

Institution: Lord Fairfax Community College (232575)

User ID: P2325751

Part C, Page 2

Part C, Page 2 - Enter Information about Group 2

Part C includes financial aid information about Group 2. Group 2 students are all full-time, first-time degree/certificate-seeking undergraduate students enrolled in Fall 2010.

For this part, report:

For These Students	The Following Type(s) of Aid	Awarded in This Period
<ul style="list-style-type: none"> Full-time, first-time, degree/certificate-seeking undergraduate students enrolled in Fall 2010 	<ul style="list-style-type: none"> Grant or scholarship aid from the federal government Grant or scholarship aid from state/local government Grant or scholarship from the institution Loans to student from the federal government and from other sources, including private or other loans Do <u>not</u> include grant or scholarship aid from private or other sources Do <u>not</u> include PLUS loans or loans made to anyone other than the student 	<ul style="list-style-type: none"> Any time during academic year 2010-11 For program reporters, this is the aid year period from July 1, 2010 through June 30, 2011.

In the fields below, report the number of Group 2 students and the total amount of aid awarded to these students for each type of aid. Enter unduplicated student counts within a category (e.g., Pell grants). However, a student can appear in more than one aid category.

Information from Part A:

Fall 2010

<p>Group 2 Full-time, first-time degree/certificate-seeking undergraduates (This number is carried forward from Part A, Line 02)</p>	614
<p>Group 2a Of those in Group 2, those who were awarded any Federal Work Study, loans to students, or grant or scholarship aid from the federal government, state/local government, the institution, or other sources known to the institution (This number is carried forward from Part A, Line 02a)</p>	375
<p>Group 2b Of those in Group 2, those who were awarded any loans to students or grant or scholarship aid from the federal government, state/local government, or the institution (This number is carried forward from Part A, Line 02b)</p>	320
<p>Group 3 Of those in Group 2, those who were awarded grant or scholarship aid from the federal government, state/local government, or the institution</p>	317

Aid Type	Fall 2010			YOUR PRIOR YEAR DATA
	Number of Group 2 students who were awarded aid	Percentage of Group 2 students who were awarded aid	Total amount of aid awarded to Group 2 students	

Grants or scholarships from the					
01.	federal government, state/local government, or the institution	<input type="text" value="320"/>	52	1,384,472	4,326 4,286
02.	<u>Federal grants</u>	<input type="text" value="269"/>	44	1,176,136	4,372 4,351
02a.	Pell grants	<input type="text" value="267"/>	43	<input type="text" value="1,142,529"/>	4,279 4,216
02b.	Other federal grants	<input type="text" value="34"/>	6	<input type="text" value="33,607"/>	988 813
03.	<u>State/local government grants or scholarships (grants/scholarships/waivers)</u>	<input type="text" value="174"/>	28	<input type="text" value="99,799"/>	574 826
04.	<u>Institutional grants or scholarships (scholarships/fellowships)</u>	<input type="text" value="61"/>	10	<input type="text" value="108,537"/>	1,779 1,950
05.	<u>Loans to students</u>	<input type="text" value="0"/>	0	0	
05a.	Federal loans	<input type="text" value="0"/>	0	<input type="text" value="0"/>	
05b.	Other loans (including private loans)	<input type="text" value="0"/>	0	<input type="text" value="0"/>	

You may use the space below to provide context for the data you've reported above. These context notes may be posted on the College Navigator website and should be written to be understood by students and parents. For example, institutions may report here other sources of private aid not included in the categories above.

Institution: Lord Fairfax Community College (232575)

User ID: P2325751

Part D

Part D - Enter Information about Group 3

Part D includes financial aid information about Group 3. Group 3 students are all full-time, first-time degree/certificate-seeking undergraduate students enrolled in Fall 2010 who paid the in-state or in-district tuition rate and were awarded grant or scholarship aid from the following sources: the federal government, state/local government, or the institution. The information you report in this part will be used in Part F to calculate average institutional net price.

For this part report:

For These Students	The Following Type(s) of Aid	Awarded in This Period
<ul style="list-style-type: none"> • Full-time, first-time, degree/certificate-seeking undergraduate students enrolled in Fall 2010 who paid the in-state or in-district tuition rate and were awarded grant or scholarship aid from the following sources: the federal government, state/local government, or the institution • Do <u>not</u> include students who were awarded only grant or scholarship aid from private or other sources, or students who were awarded only non-grant aid 	<ul style="list-style-type: none"> • Grant or scholarship aid from the federal government • Grant or scholarship aid from state/local government • Grant or scholarship from the institution • Do <u>not</u> include grant or scholarship aid from private or other sources 	<ul style="list-style-type: none"> • Any time during academic year 2010 -11

In the fields below, report the number of Group 3 students with each type of living arrangement and the total amount of grant or scholarship aid from the federal government, state/local government, or the institution awarded to these students.

Information from Part A:	2010-2011	YOUR PRIOR YEAR DATA 2009-2010	YOUR PRIOR YEAR DATA 2008-2009
---------------------------------	------------------	---	---

Group 3 Full-time, first-time degree/certificate-seeking undergraduate students who paid the in-state or in-district tuition rate and were awarded grant or scholarship aid from the following sources: the federal government, state/local government, or the institution (This number is carried forward from Part A, Line 03)	317	247	211
---	-----	-----	-----

01. Report the number of Group 3 students with the following living arrangements:	2010-11	YOUR PRIOR YEAR DATA 2009-10	YOUR PRIOR YEAR DATA 2008-09
--	----------------	---	---

01b.	<u>Off-campus (with family)</u>	240	177	150
01c.	<u>Off-campus (not with family)</u>	57	49	38
01d.	Unknown (calculated) This value is calculated using the following formula: [A03-(D01a+D01b+D01c)]	20	21	23

02. Report the total amount of grant or scholarship aid from the federal government, state/local government, or the institution awarded to Group 3 students	1,374,822	1,060,095	675,043
--	-----------	-----------	---------

Average grant or scholarship aid from the federal government, state/local government, or the institution awarded to Group 3 students (calculated value). This value is calculated using the following formula: [D02/A03]	4,337	4,292	3,199
---	-------	-------	-------

You may use the space below to provide context for the data you've reported above.



Institution: Lord Fairfax Community College (232575)

User ID: P2325751

Part E

Part E – Enter Information about Group 4

Part E includes financial aid information about Group 4. Group 4 students are all full-time, first-time degree/certificate-seeking undergraduate students enrolled in Fall 2010 who paid the in-state or in-district tuition rate and were awarded any Title IV federal student aid, including federal grants or federal student loans. The information you report in this part will be used in Part G to calculate average institutional net price by income level.

For this part, report:

For These Students	The Following Type(s) of Aid	Awarded in This Period
<ul style="list-style-type: none"> • Full-time, first-time, degree/certificate-seeking undergraduate students enrolled in Fall 2010 who paid the in-state or in-district tuition rate and were awarded any Title IV federal student aid 	<ul style="list-style-type: none"> • Grant or scholarship aid from the federal government • Grant or scholarship aid from state/local government • Grant or scholarship from the institution • Do <u>not</u> include grant or scholarship aid from private or other sources • Do <u>not</u> include loans amounts • Do <u>not</u> include Federal Work Study amounts 	<ul style="list-style-type: none"> • Any time during academic year 2010-11

In the fields below, report the number of Group 4 students with each type of living arrangement and the total amount of grant or scholarship aid from the federal government, state/local government, or the institution awarded to these students by income level.

Information from Part A:

Group 4	2010-11	2009-10	2008-09
Full-time, first-time degree/certificate-seeking undergraduate students who paid the in-state or in-district tuition rate and were awarded any Title IV federal student aid (This number is carried forward from Part A, Line 04)	267	211	140

01. Report the number of Group 4 students with the following living arrangements:	2010-11	YOUR PRIOR YEAR DATA 2009-10	YOUR PRIOR YEAR DATA 2008-09
01b. <u>Off-campus (with family)</u>	210	162	102
01c. <u>Off-campus (not with family)</u>	57	49	38
01d. Unknown (calculated) This value is calculated using the formula: [A04 -(E01a+E01b+E01c)]	0	0	0

02. Income level			2010-11		
02a.	Number of Group 4 students who were awarded any Title IV aid	Number of Group 4 students who were awarded any Title IV grant aid	Total amount of grant or scholarship aid awarded to Group 4 students from the following sources: the federal government, state/local government, or the institution	Average amount of grant or scholarship aid awarded to Group 4 students from the following sources: the federal government, state/local government, or the institution	
	Col. 1	Col. 2	Col. 3	Col. 4	
\$0-30,000	150	150	820,063	5,467	

02b.	\$30,001-48,000	59	59	265,623	4,502
02c.	\$48,001-75,000	49	49	167,739	3,423
02d.	\$75,001-110,000	9	8	29,145	3,238
02e.	\$110,001 and more				
02f.	Total all income levels	267	266	1,282,570	4,804

2009-10

		Col. 1	Col. 2	Col. 3	Col. 4
03.	Income level				
03a.	\$0-30,000	135	135	716,392	5,307
03b.	\$30,001-48,000	49	49	198,979	4,061
03c.	\$48,001-75,000	27	26	72,190	2,674
03d.	\$75,001-110,000				
03e.	\$110,001 and more				
03f.	Total all income levels	211	210	987,561	4,680

2008-09

		Col. 1	Col. 2	Col. 3	Col. 4
04.	Income level				
04a.	\$0-30,000	84	84	380,076	4,525
04b.	\$30,001-48,000	38	38	157,039	4,133
04c.	\$48,001-75,000	17	16	42,162	2,480
04d.	\$75,001-110,000	1	1	935	935
04e.	\$110,001 and more				
04f.	Total all income levels	140	139	580,212	4,144

You may use the space below to provide context for the data you've reported above.

Institution: Lord Fairfax Community College (232575)

User ID: P2325751

Part F

Part F – Net Price Calculation for Group 3

The following net price calculation is based on information that your institution reported in the Institutional Characteristics component and the Student Financial Aid component. For more information about the data your institution reported in the Institutional Characteristics component, please contact your institution's IPEDS Keyholder.


	2010-11	YOUR PRIOR YEAR DATA 2009-10	YOUR PRIOR YEAR DATA 2008-09
Components of cost of attendance			
01. Published tuition and required fees (lower of in-district or in-state)	3,300	2,844	2,648
02. Books and supplies	1,600	1,545	1,500
03. Room and board and other expenses by living arrangement			
03b. <u>Off-campus (with family)</u>	4,460	4,632	4,400
03c. <u>Off-campus (not with family)</u>	10,260	10,503	10,100
04. Number of Group 3 students by living arrangement			
04b. <u>Off-campus (with family)</u>	240	177	150
04c. <u>Off-campus (not with family)</u>	57	49	38
04d. Unknown	20	21	23
Weighted average for room and board and other expenses by living arrangement (excluding unknown values)			
05. See instructions for the formula for this calculation	5,573	5,905	5,552
06. Total cost of attendance			
This value is calculated using the following formula: [F01+F02+F05]	10,473	10,294	9,700
07. Average amount of grant or scholarship aid awarded to Group 3 students from the following sources: the federal government, state/local government, and the institution			
07. This value is calculated using the following formula: [F06-F07]	4,337	4,292	3,199
08. Average institutional net price for Group 3 students			
This value is calculated using the following formula: [F06-F07]	6,136	6,002	6,501

As required by the Higher Education Opportunity Act of 2008, these amounts will be posted on the U.S. Department of Education's College Navigator website and used in the U.S. Department of Education's College Affordability and Transparency Lists.

Do you wish to provide additional context notes?

Yes

No

 You may use the space below to provide context for these data. These context notes may be posted on the College Navigator website and should be written to be understood by students and parents.

Institution: Lord Fairfax Community College (232575)

User ID: P2325751

Part G

Part G – Net Price Calculation for Group 4

The following net price calculation is based on information that your institution reported in the Institutional Characteristics component and the Student Financial Aid component. For more information about the data your institution reported in the Institutional Characteristics component, please contact your institution's IPEDS Keyholder.


	2010-11	YOUR PRIOR YEAR DATA 2009-10	YOUR PRIOR YEAR DATA 2008-09
Components of cost of attendance			
01. Published tuition and required fees (lower of in-district or in-state)	3,300	2,844	2,648
02. Books and supplies	1,600	1,545	1,500
03. Room and board and other expenses by living arrangement			
03b. <u>Off-campus (with family)</u>	4,460	4,632	4,400
03c. <u>Off-campus (not with family)</u>	10,260	10,503	10,100
04. Number of Group 4 students by living arrangement			
04b. <u>Off-campus (with family)</u>	210	162	102
04c. <u>Off-campus (not with family)</u>	57	49	38
04d. Unknown	0	0	0
Weighted average for room and board and other expenses by living arrangement (excluding unknown values) See instructions for the formula for this calculation			
05.	5,698	5,995	5,947
06. Total cost of attendance by income level This value is calculated using the following formula: [G01+G02+G05]			
	10,598	10,384	10,095
07. Average amount of grant or scholarship aid awarded to Group 4 students from the following sources: the federal government, state/local government, and the institution			
07a. \$0-30,000	5,467	5,307	4,525
07b. \$30,001-48,000	4,502	4,061	4,133
07c. \$48,001-75,000	3,423	2,674	2,480
07d. \$75,001-110,000	3,238		935
07e. \$110,001 and more			
08. Average institutional net price for Group 4 students This value is calculated using the following formula: [G06-G07]			
08a. \$0-30,000	5,131	5,077	5,570
08b. \$30,001-48,000	6,096	6,323	5,962
08c. \$48,001-75,000	7,175	7,710	7,615
08d. \$75,001-110,000	7,360		9,160
08e. \$110,001 and more			

As required by the Higher Education Opportunity Act of 2008, these amounts will be posted on the U.S. Department of Education's College Navigator website.

Do you wish to provide additional context notes?

Yes

No

 You may use the space below to provide context for these data. These context notes may be posted on the College Navigator website and should be written to be understood by students and parents.

Institution: Lord Fairfax Community College (232575)

User ID: P2325751

Summary**IPEDS Student Financial Aid (SFA) Survey Summary**

IPEDS collects important information regarding your institution. All data reported in IPEDS survey components become available in the IPEDS Data Center and appear as aggregated data in various Department of Education reports. Additionally, some of the reported data appears specifically for your institution through the College Navigator website and is included in your institution's Data Feedback Report (DFR). The purpose of this summary is to provide you an opportunity to view some of the data that, when accepted through the IPEDS quality control process, will appear on the College Navigator website and/or your DFR. College Navigator is updated approximately three months after the data collection period closes and Data Feedback Reports will be available through the ExPT and sent to your institution's CEO in November 2012.

Please review your data for accuracy. If you have questions about the data displayed below after reviewing the data reported on the survey screens, please contact the IPEDS Help Desk at: 1-877-225-2568 or ipedshelp@rti.org.

Total grant aid received by all undergraduate students		\$7,442,989
Number of undergraduate students who received a Pell Grant		1,884
Percentage of FTFT students receiving any financial aid		61%
	Percentage of FTFT students receiving grant aid by type	Average amount of grant aid received by type
Total	52%	\$4,326
Federal Government	44%	\$4,372
Pell	43%	\$4,279
Other Federal	6%	\$988
State/Local Government	28%	\$574
Institutional	10%	\$1,779
	Percentage of FTFT students receiving loans by type	Average amount of loans received by type
Total	0%	N/A
Federal	0%	N/A
Non-federal	0%	N/A
Average net price for FTFT students who receive grant aid		\$6,136
Average net price for FTFT students who receive Title IV federal student aid		
\$0 – 30,000		\$5,131
\$30,001 – 48,000		\$6,096
\$48,001 – 75,000		\$7,175
\$75,001 – 110,000		\$7,360
\$110,001 and more		N/A

Institution: Lord Fairfax Community College (232575)

User ID: P2325751

Edit Report

Student Financial Aid

Institution: Lord Fairfax Community College (232575)

Source	Description	Severity	Resolved	Options
--------	-------------	----------	----------	---------

Screen: Part A - Establish your groups

Upload File	The number entered, 375, does not lie within the expected range of between 242 and 362 when compared with what your institution reported for this value on last year's IPEDS Student Financial Aid (SFA) component. Please explain. (Error #7132)	Explanation	Yes	Back to survey data
-------------	---	-------------	-----	---------------------

Reason: Enrollment increased from 6,644 in Fall 2009 to 7,005 in Fall 2010, resulting in more awards. Higher federal allotment of of SEOG grants. HRSA to nursing students. Start-up of On-Grant program of grants.

Screen: Part B - Enter Information about Group 1

Perform Edits	The number of students entered for this type of aid means that less than 5% of all undergraduates were awarded this type of aid. Please explain. (Error #7304)	Explanation	Yes	Back to survey data
---------------	--	-------------	-----	---------------------

Reason: LFCC did not offer the federal loan program in Fall 2010.

Related Screens: [Part B - Enter Information about Group 1](#), [Part A - Establish your groups](#)

Screen: Part C, Page 2 - Enter Information about Group 2

Upload File	The average amount of this type of aid is outside the expected range when compared with last year's value. Please check the number of students and the total amount of aid awarded to them, and fix or explain the discrepant values. (Error #7147)	Explanation	Yes	Back to survey data
-------------	---	-------------	-----	---------------------

Reason: HRSA grants were targeted for nursing students to help them cover costs. The On-Ramp grant was received and started up. There was a higher allotment of federal SEOG grants.

Upload File	The average amount of this type of aid is outside the expected range when compared with last year's value. Please check the number of students and the total amount of aid awarded to them, and fix or explain the discrepant values. (Error #7147)	Explanation	Yes	Back to survey data
-------------	---	-------------	-----	---------------------

Reason: With approval from the state agency SCHEV, LFCC changed its state aid packaging philosophy. A lower dollar amount was given to needy students who were already receiving a full Pell grant, in order to give less refund. These monies were then used to help more students get aid.

Screen: Part D - Enter Information about Group 3

Upload File	The values entered for the number of students and the total amount of aid they were awarded make the average amount of aid outside the expected range compared with last year's value. Please fix. (Error #7151)	Fatal	Yes	Back to survey data
-------------	--	-------	-----	---------------------

Reason: Overridden by administrator. Students qualified for more need-based aid particularly Pell than in the previous year. jim

Upload File	The number entered is outside the expected range when compared with last year's value. Please explain. (Error #7169)	Explanation	Yes	Back to survey data
-------------	--	-------------	-----	---------------------

Reason: Enrollment increased overall at LFCC. All students are off-campus.

Screen: Part E - Enter Information about Group 4

Upload File	The total number of Group 4 students who were awarded any Title IV aid across all income levels is outside of the expected range based on the prior year value. Please fix or explain. (Error #7333)	Explanation	Yes	Back to survey data
Reason:	There was noticeable enrollment growth. Higher federal allotment of of SEOG grants. HRSA to nursing students. Start-up of On-Grant program of grants.			
Upload File	The total amount of grant or scholarship aid awarded to Group 4 students from the federal government, state/local government, or the institution across all income levels is outside of the expected range based on the prior year value. Please fix or explain. (Error #7332)	Explanation	Yes	Back to survey data
Reason:	Change in state aid philosophy, explained previously. Start up of On-Ramp grant program. Higher federal allotment for SEOG grants.			
Upload File	The total number of Group 4 students who were awarded any Title IV aid across all income levels is outside of the expected range based on the prior year value. Please fix or explain. (Error #7333)	Explanation	Yes	Back to survey data
Reason:	Enrollment increase. Higher federal allotment of of SEOG grants. HRSA to nursing students. Start-up of On-Grant program of grants.			
Upload File	The total amount of grant or scholarship aid awarded to Group 4 students from the federal government, state/local government, or the institution across all income levels is outside of the expected range based on the prior year value. Please fix or explain. (Error #7332)	Explanation	Yes	Back to survey data
Reason:	Higher federal allotment of of SEOG grants. HRSA to nursing students. Start-up of On-Grant program of grants.			
Upload File	The total number of Group 4 students who were awarded any Title IV grant aid across all income levels is outside of the expected range based on the prior year value. Please fix or explain. (Error #7334)	Explanation	Yes	Back to survey data
Reason:	There was noticeable enrollment growth. Higher federal allotment of of SEOG grants. HRSA to nursing students. Start-up of On-Grant program of grants.			
Upload File	The total number of Group 4 students who were awarded any Title IV grant aid across all income levels is outside of the expected range based on the prior year value. Please fix or explain. (Error #7334)	Explanation	Yes	Back to survey data
Reason:	Enrollment increase. Higher federal allotment of of SEOG grants. HRSA to nursing students. Start-up of On-Grant program of grants.			

[Print Form\(s\)](#)

[Get PDF File](#)

[Go Back](#)