

**Institution: Lord Fairfax Community College (232575)**

**User ID: P2325751**

**Completions Overview**

Welcome to the IPEDS Completions survey component. The Completions component is one of several IPEDS components that is conducted during the Fall data collection period. It collects the number of degrees and certificates awarded by field of study, level of award, race/ethnicity, and gender. The reporting period for the Completions component is during the 12-month time period beginning July 1 of the previous calendar year and ending June 30 of the current calendar year; therefore, for this year's Completions component, the reporting period is between July 1, 2015 and June 30, 2016. The Completions component is also collecting the number of students (e.g., completers) who earned awards between July 1, 2015 and June 30, 2016.

**Completions Common Errors**

Some common completions component errors include the following:

- Including award levels on your current year Completions that were not reported on your previous year's (PY) Institutional Characteristics (IC). [Award levels in the PY IC component cannot be changed; therefore, contact the IPEDS Help Desk at 1-877-225-2568 if you need assistance.]
- Forgetting to select CIP codes for new programs of study that are offered by the institution, but do not have completions for the reporting period.
- Forgetting to enter in zero in at least one of the cells for CIP codes that do not have completions.

**Recent Changes**

- The following question on **distance education** has been added to the bottom of each individual "CIP Data" screen:  
"Is this program offered as a distance education program?"
- The following two screens, which collect data specifically on students were added to this component, beginning in the 2013-14 survey year:
  - **"All Completers"** - Collects the number of students who earned an award between July 1, 2015 and June 30, 2016 by gender and race/ethnicity. (The intent of this screen is to collect an **unduplicated count** of total numbers of completers.)
  - **"Completers by Level"** - Collects the number of students who earned an award between July 1, 2015 and June 30, 2016 by award level and 1) by gender; 2) by race/ethnicity; and 3) by age.
- The definition for Post-baccalaureate Certificate has changed slightly for the 2016-17 collection. The new definition is as follows: **An award that requires completion of an organized program of study beyond the bachelor's. It is designed for persons who have completed a baccalaureate degree, but does not meet the requirements of a master's degree.**

**NOTE: Even though Teacher Preparation certificate programs may require a bachelor's degree for admission, they are considered sub-baccalaureate undergraduate programs, and students in these programs are undergraduate students.**

**General Information**

CIP Codes:

The [CIP 2010 Website](#) includes a list of new CIP codes, a list of deleted CIP codes, a list of moved CIP Codes, and an online crosswalk of the 2000 CIP and 2010 CIP.

The Resources Page of the CIP 2010 website contains many valuable resources including:

- CIP 2010 Manual and copies of previous editions of the CIP Manual
- Crosswalk between the 2000 CIP codes and the 2010 CIP codes in Excel format

Keep in mind that some information provided by institutions on the Completions component appear in the [College Navigator](#), which is a major tool used by consumers searching for information about postsecondary education. It is therefore vitally important that you include accurate information about your institution.

Survey materials can be downloaded using the following link: [Survey Materials](#).

The prior year revision system can be accessed using the following link: [Prior Year Revision System](#)

**Completions CIP Data**

CIPCODE	Award Level	Major	Gender	Non Resident Alien	Hispanic / Latino	American Indian or Alaska Native	Asian	Black or African American	Native Hawaiian or Other Pacific Islander	White	Two or more Races	Race/ ethnicity unknown	Total	distance education program
03.0101 Natural Resources/Conservation, General	1 - Awards of less than 1 academic year	1	Men	0	0	0	0	0	0	0	0	0	0	
			Women	0	0	0	0	0	0	0	0	0	0	
			Total	0	0	0	0	0	0	0	0	0	0	0
11.0101 Computer and Information Sciences, General	1 - Awards of less than 1 academic year	1	Men	0	1	0	1	1	0	19	1	2	25	
			Women	0	1	0	2	0	19	0	0	22		
			Total	0	2	0	3	1	0	38	1	2	47	No
11.0101 Computer and Information Sciences, General	3 - Associate's degree	1	Men	0	0	0	0	1	0	23	1	1	26	
			Women	0	0	0	0	0	5	0	0	5		
			Total	0	0	0	0	1	0	28	1	1	31	No
11.0801 Web Page, Digital/Multimedia and Information Resources Design	1 - Awards of less than 1 academic year	1	Men	0	0	0	0	0	0	7	0	0	7	
			Women	0	0	0	0	0	1	0	0	1		
			Total	0	0	0	0	0	0	8	0	0	8	No
11.1003 Computer and Information Systems Security/Information Assurance	3 - Associate's degree	1	Men	0	0	0	0	0	0	0	0	0	0	
			Women	0	0	0	0	0	0	0	0	0	0	
			Total	0	0	0	0	0	0	0	0	0	0	0
15.0000 Engineering Technology, General	3 - Associate's degree	1	Men	0	1	0	1	1	0	17	0	0	20	
			Women	0	0	0	0	0	0	0	0	0	0	
			Total	0	1	0	1	1	0	17	0	0	20	No
15.0303 Electrical, Electronic and Communications Engineering Technology/Technician	1 - Awards of less than 1 academic year	1	Men	0	1	0	0	2	0	19	0	2	24	
			Women	0	0	0	0	0	0	0	0	0	0	
			Total	0	1	0	0	2	0	19	0	2	24	No
15.0699 Industrial Production Technologies/Technicians, Other	1 - Awards of less than 1 academic year	1	Men	0	0	0	0	0	0	0	0	0	0	
			Women	0	0	0	0	0	0	0	0	0	0	
			Total	0	0	0	0	0	0	0	0	0	0	0
15.1302 CAD/CADD Drafting and/or Design Technology/Technician	1 - Awards of less than 1 academic year	1	Men	0	0	0	0	0	0	1	0	0	1	
			Women	0	0	0	0	0	0	0	0	0	0	
			Total	0	0	0	0	0	0	1	0	0	1	No
16.1603 Sign Language Interpretation and Translation	1 - Awards of less than 1 academic year	1	Men	0	0	0	0	0	0	0	0	0	0	
			Women	0	0	0	0	0	10	0	0	10		
			Total	0	0	0	0	0	10	0	0	10	No	
19.0709 Child Care Provider/Assistant	1 - Awards of less than 1 academic year	1	Men	0	0	0	0	0	0	0	0	0	0	
			Women	0	0	0	0	3	0	6	0	0	9	
			Total	0	0	0	0	3	0	6	0	0	9	No
19.0709 Child Care Provider/Assistant	3 - Associate's degree	1	Men	0	0	0	0	0	0	0	0	0	0	
			Women	0	0	0	0	2	0	10	0	0	12	
			Total	0	0	0	0	2	0	10	0	0	12	No

CIPCODE	Award Level	Major	Gender	Non Resident Alien	Hispanic / Latino	American Indian or Alaska Native	Asian	Black or African American	Native Hawaiian or Other Pacific Islander	White	Two or more Races	Race/ ethnicity unknown	Total	distance education program
22.0302 Legal Assistant/Paralegal	2 - Awards of at least 1 but less than 2 academic years	1	Men	0	0	0	0	0	0	2	0	0	2	
			Women	0	1	0	0	1	0	8	1	0	11	
			Total	0	1	0	0	1	0	10	1	0	13	No
22.0302 Legal Assistant/Paralegal	3 - Associate's degree	1	Men	0	0	0	0	0	0	1	0	0	1	
			Women	0	0	0	0	0	0	4	0	0	4	
			Total	0	0	0	0	0	0	5	0	0	5	No
24.0101 Liberal Arts and Sciences/Liberal Studies	3 - Associate's degree	1	Men	0	18	0	3	9	0	142	6	3	181	
			Women	0	22	1	4	16	1	290	12	2	348	
			Total	0	40	1	7	25	1	432	18	5	529	Yes
24.0199 Liberal Arts and Sciences, General Studies and Humanities, Other	2 - Awards of at least 1 but less than 2 academic years	1	Men	0	10	1	6	6	0	126	4	3	156	
			Women	1	20	1	7	8	0	228	9	4	278	
			Total	1	30	2	13	14	0	354	13	7	434	No
30.0101 Biological and Physical Sciences	3 - Associate's degree	1	Men	0	1	0	0	1	0	8	1	2	13	
			Women	0	2	0	4	0	0	21	0	0	27	
			Total	0	3	0	4	1	0	29	1	2	40	No
31.0301 Parks, Recreation and Leisure Facilities Management, General	1 - Awards of less than 1 academic year	1	Men	0	1	0	1	0	0	0	0	0	2	
			Women	0	1	0	0	0	0	3	1	0	5	
			Total	0	2	0	1	0	0	3	1	0	7	No
43.0103 Criminal Justice/Law Enforcement Administration	1 - Awards of less than 1 academic year	1	Men	0	0	0	0	0	0	0	0	0	0	
			Women	0	0	0	0	0	0	0	0	0	0	
			Total	0	0	0	0	0	0	0	0	0	0	No
43.0103 Criminal Justice/Law Enforcement Administration	2 - Awards of at least 1 but less than 2 academic years	1	Men	0	0	0	0	0	0	9	0	0	9	
			Women	0	0	0	0	0	0	5	0	0	5	
			Total	0	0	0	0	0	0	14	0	0	14	No
47.0201 Heating, Air Conditioning, Ventilation and Refrigeration Maintenance Technology/Technician	1 - Awards of less than 1 academic year	1	Men	0	0	0	0	0	0	6	0	0	6	
			Women	0	0	0	0	0	0	0	0	0	0	
			Total	0	0	0	0	0	0	6	0	0	6	No
50.0101 Visual and Performing Arts, General	1 - Awards of less than 1 academic year	1	Men	0	0	0	0	0	0	0	0	0	0	
			Women	0	0	0	0	0	0	1	0	0	1	
			Total	0	0	0	0	0	0	1	0	0	1	No
50.0605 Photography	1 - Awards of less than 1 academic year	1	Men	0	0	0	0	0	0	1	0	0	1	
			Women	0	0	0	0	0	0	2	0	0	2	
			Total	0	0	0	0	0	0	3	0	0	3	No
51.0707 Health Information/Medical Records Technology/Technician	1 - Awards of less than 1 academic year	1	Men	0	0	0	0	0	0	0	0	0	0	
			Women	0	0	0	0	0	0	0	0	0	0	
			Total	0	0	0	0	0	0	0	0	0	0	No
51.0707		1	Men	0	0	0	0	0	0	1	0	0	1	

CIPCODE	Award Level	Major	Gender	Non Resident Alien	Hispanic / Latino	American Indian or Alaska Native	Asian	Black or African American	Native Hawaiian or Other Pacific Islander	White	Two or more Races	Race/ ethnicity unknown	Total	distance education program	
Health Information/Medical Records Technology/Technician	3 - Associate's degree		Women	0	0	0	0	0	0	13	0	0	13		
			Total	0	0	0	0	0	0	14	0	0	14	No	
51.0799 Health and Medical Administrative Services, Other	1 - Awards of less than 1 academic year	1	Men	0	0	0	0	0	0	0	0	0	0	0	
			Women	0	0	0	1	0	0	5	0	0	6		
			Total	0	0	0	1	0	0	5	0	0	6	No	
51.0799 Health and Medical Administrative Services, Other	2 - Awards of at least 1 but less than 2 academic years	1	Men	0	0	0	0	0	0	1	0	0	1		
			Women	0	0	0	0	3	0	12	1	0	16		
			Total	0	0	0	0	3	0	13	1	0	17	No	
51.0904 Emergency Medical Technology/Technician (EMT Paramedic)	1 - Awards of less than 1 academic year	1	Men	0	0	0	0	0	0	6	0	0	6		
			Women	0	0	0	0	0	0	8	0	0	8		
			Total	0	0	0	0	0	0	14	0	0	14	No	
51.0904 Emergency Medical Technology/Technician (EMT Paramedic)	3 - Associate's degree	1	Men	0	0	0	0	0	0	3	0	0	3		
			Women	0	0	0	0	0	0	3	0	0	3		
			Total	0	0	0	0	0	0	6	0	0	6	No	
51.0909 Surgical Technology/Technologist	2 - Awards of at least 1 but less than 2 academic years	1	Men	0	0	0	0	0	0	1	0	0	1		
			Women	0	1	0	0	0	0	3	0	0	4		
			Total	0	1	0	0	0	0	4	0	0	5	No	
51.0999 Allied Health Diagnostic, Intervention, and Treatment Professions, Other	1 - Awards of less than 1 academic year	1	Men	0	0	0	0	0	0	1	0	0	1		
			Women	0	0	1	1	0	0	3	0	0	5		
			Total	0	0	1	1	0	0	4	0	0	6	No	
51.0999 Allied Health Diagnostic, Intervention, and Treatment Professions, Other	2 - Awards of at least 1 but less than 2 academic years	1	Men	0	1	0	0	0	0	7	0	1	9		
			Women	1	5	0	0	6	0	66	4	0	82		
			Total	1	6	0	0	6	0	73	4	1	91	No	
51.1004 Clinical/Medical Laboratory Technician	1 - Awards of less than 1 academic year	1	Men	1	0	0	0	1	0	0	0	0	2		
			Women	0	2	0	0	2	0	10	0	0	14		
			Total	1	2	0	0	3	0	10	0	0	16	No	
51.3801 Registered Nursing/Registered Nurse	3 - Associate's degree	1	Men	0	0	0	0	0	0	5	0	0	5		
			Women	0	1	0	2	2	1	46	1	0	53		
			Total	0	1	0	2	2	1	51	1	0	58	No	
51.3901 Licensed Practical/Vocational Nurse Training	1 - Awards of less than 1 academic year	1	Men	0	0	0	0	0	0	0	0	0	0		
			Women	0	0	0	0	0	0	0	0	0	0		
			Total	0	0	0	0	0	0	0	0	0	0	No	
51.3901 Licensed Practical/Vocational Nurse Training	2 - Awards of at least 1 but less than 2 academic years	1	Men	0	1	0	0	0	0	0	0	0	1		
			Women	0	2	0	0	1	0	7	0	0	10		
			Total	0	3	0	0	1	0	7	0	0	11	No	



**Completions: total by first major**

99.0000 Summary Grand Totals	Award Level	Nonresident alien	Hispanic Latino	American Indian or Alaska Native	Asian	Black or African American	Native Hawaiian or Other Pacific Islander	White	Two or more Races	Race/ethnicity unknown	Total	PY Total
<b>Awards of less than 1 academic year</b>	<b>1</b>											
Men		1	4	0	2	4	0	66	1	4	82	73
Women		0	4	1	4	7	0	95	1	0	112	67
<b>Total</b>		<b>1</b>	<b>8</b>	<b>1</b>	<b>6</b>	<b>11</b>	<b>0</b>	<b>161</b>	<b>2</b>	<b>4</b>	<b>194</b>	<b>140</b>
<b>Awards of at least 1 but less than 2 academic years</b>	<b>2</b>											
Men		0	12	1	6	6	0	146	4	4	179	166
Women		2	29	1	8	19	0	339	15	4	417	395
<b>Total</b>		<b>2</b>	<b>41</b>	<b>2</b>	<b>14</b>	<b>25</b>	<b>0</b>	<b>485</b>	<b>19</b>	<b>8</b>	<b>596</b>	<b>561</b>
<b>Associate's degree</b>	<b>3</b>											
Men		0	20	0	4	12	0	205	8	6	255	247
Women		0	25	1	13	22	2	413	13	2	491	400
<b>Total</b>		<b>0</b>	<b>45</b>	<b>1</b>	<b>17</b>	<b>34</b>	<b>2</b>	<b>618</b>	<b>21</b>	<b>8</b>	<b>746</b>	<b>647</b>

Grand Total Men		1	36	1	12	22	0	417	13	14	516	486
Grand Total Women		2	58	3	25	48	2	847	29	6	1020	862
Grand Total		<b>3</b>	<b>94</b>	<b>4</b>	<b>37</b>	<b>70</b>	<b>2</b>	<b>1264</b>	<b>42</b>	<b>20</b>	<b>1536</b>	<b>1348</b>

PY Grand Total Men		1	35	1	10	17	3	401	16	2		486
PY Grand Total Women		1	54	2	22	34	4	713	25	7		862
PY Grand Total		<b>2</b>	<b>89</b>	<b>3</b>	<b>32</b>	<b>51</b>	<b>7</b>	<b>1114</b>	<b>41</b>	<b>9</b>		<b>1348</b>

All Completers

Institutions must report the following information. (Some data will be pre-populated from the completions by CIP code data.)

All Completers

Number of students by gender and race and ethnicity earning an award between July 1, 2015 and June 30, 2016. Count each student only once, regardless of how many awards he/she earned. The intent of this screen is to collect an unduplicated count of total numbers of *completers*.

- Report Hispanic/Latino individuals of any race as Hispanic/Latino
- Report race for non-Hispanic/Latino individuals only

	Men		Women		Total Students
	Number of Students	Total Awards	Number of Students	Total Awards	
<u>Nonresident alien</u>	1	1	2	2	3
<u>Hispanic/Latino</u>	28	36	50	58	78
<u>American Indian or Alaska Native</u>	1	1	3	3	4
<u>Asian</u>	11	12	19	25	30
<u>Black or African American</u>	18	22	40	48	58
<u>Native Hawaiian or Other Pacific Islander</u>	0	0	2	2	2
<u>White</u>	333	417	684	847	1,017
<u>Two or more races</u>	11	13	22	29	33
<u>Race and ethnicity unknown</u>	9	14	5	6	14
<b>TOTAL</b>	412	516	827	1,020	1,239
<b>PY TOTAL</b>	399		721		1,120

Completers by Level


Institutions must report the following information. This screen will be shown for each of the following award categories for which completions have been reported:

- Less than 1-year certificates
- At least 1 but less than 4-year certificates
- Associate's degrees
- Bachelor's degrees
- Master's degrees
- Doctor's degrees
- Postbaccalaureate and post-master's certificates

**Less than 1-year certificates**

Number of students by gender, by race and ethnicity, and by age earning this award between July 1, 2015 and June 30, 2016. Each student should be counted once per award level. For example, if a student earned a master's degree and a doctor's degree, he/she should be counted once in master's and once in doctor's. A student earning two master's degrees should be counted only once.

- Report Hispanic/Latino individuals of any race as Hispanic/Latino
- Report race for non-Hispanic/Latino individuals only

	Number of Students	Total Awards
<b>By Gender</b>		
Men	<input type="text" value="57"/>	82
Women	<input type="text" value="91"/>	112
<b>TOTAL</b>	 148	194
<b>PY TOTAL</b>	<b>103</b>	

**By Race/Ethnicity**

<u>Nonresident alien</u>	<input type="text" value="1"/>	1
<u>Hispanic/Latino</u>	<input type="text" value="7"/>	8
<u>American Indian or Alaska Native</u>	<input type="text" value="1"/>	1
<u>Asian</u>	<input type="text" value="6"/>	6
<u>Black or African American</u>	<input type="text" value="9"/>	11
<u>Native Hawaiian or Other Pacific Islander</u>		0



	<input type="text" value="0"/>	
<u>White</u>	<input type="text" value="120"/>	161
Two or more races	<input type="text" value="2"/>	2
<u>Race and ethnicity unknown</u>	<input type="text" value="2"/>	4
<b>TOTAL</b>	148	194

 **By Age**

Under 18	<input type="text" value="1"/>	
18-24	<input type="text" value="53"/>	
25-39	<input type="text" value="59"/>	
40 and Above	<input type="text" value="35"/>	
Age Unknown	<input type="text" value="0"/>	
<b>TOTAL</b>	148	194

Completers by Level

Institutions must report the following information. This screen will be shown for each of the following award categories for which completions have been reported:

- Less than 1-year certificates
- At least 1 but less than 4-year certificates
- Associate's degrees
- Bachelor's degrees
- Master's degrees
- Doctor's degrees
- Postbaccalaureate and post-master's certificates

**At least 1 but less than 4-year certificates**

Number of students by gender, by race and ethnicity, and by age earning this award between July 1, 2015 and June 30, 2016. Each student should be counted once per award level. For example, if a student earned a master's degree and a doctor's degree, he/she should be counted once in master's and once in doctor's. A student earning two master's degrees should be counted only once.


- Report Hispanic/Latino individuals of any race as Hispanic/Latino
- Report race for non-Hispanic/Latino individuals only


	Number of Students	Total Awards
<b>By Gender</b>		
Men	177	179
Women	402	417
<b>TOTAL</b>	579	596
<b>PY TOTAL</b>	<b>545</b>	

**By Race/Ethnicity**

<u>Nonresident alien</u>	2	2
<u>Hispanic/Latino</u>	38	41
<u>American Indian or Alaska Native</u>	2	2
<u>Asian</u>	14	14
<u>Black or African American</u>	23	25
<u>Native Hawaiian or Other Pacific Islander</u>	0	0

<u>White</u>	<input type="text" value="475"/>	485
Two or more races	<input type="text" value="17"/>	19
<u>Race and ethnicity unknown</u>	<input type="text" value="8"/>	8
<b>TOTAL</b>	579	596



 **By Age**

Under 18	<input type="text" value="32"/>	
18-24	<input type="text" value="382"/>	
25-39	<input type="text" value="115"/>	
40 and Above	<input type="text" value="50"/>	
Age Unknown	<input type="text" value="0"/>	
<b>TOTAL</b>	579	596

Completers by Level

Institutions must report the following information. This screen will be shown for each of the following award categories for which completions have been reported:

- Less than 1-year certificates
- At least 1 but less than 4-year certificates
- Associate's degrees
- Bachelor's degrees
- Master's degrees
- Doctor's degrees
- Postbaccalaureate and post-master's certificates

**Associate's degrees**

Number of students by gender, by race and ethnicity, and by age earning this award between July 1, 2015 and June 30, 2016. Each student should be counted once per award level. For example, if a student earned a master's degree and a doctor's degree, he/she should be counted once in master's and once in doctor's. A student earning two master's degrees should be counted only once.

- Report Hispanic/Latino individuals of any race as Hispanic/Latino
- Report race for non-Hispanic/Latino individuals only

	Number of Students	Total Awards
<b>By Gender</b>		
Men	<input type="text" value="249"/>	255
Women	<input type="text" value="476"/>	491
<b>TOTAL</b>	725	746
<b>PY TOTAL</b>	<b>633</b>	

**By Race/Ethnicity**

<u>Nonresident alien</u>	<input type="text" value="0"/>	0
<u>Hispanic/Latino</u>	<input type="text" value="42"/>	45
<u>American Indian or Alaska Native</u>	<input type="text" value="1"/>	1
<u>Asian</u>	<input type="text" value="15"/>	17
<u>Black or African American</u>	<input type="text" value="34"/>	34
<u>Native Hawaiian or Other Pacific Islander</u>	<input type="text" value="2"/>	2

<u>White</u>	<input type="text" value="603"/>	618
Two or more races	<input type="text" value="20"/>	21
<u>Race and ethnicity unknown</u>	<input type="text" value="8"/>	8
<b>TOTAL</b>	725	746

<b>By Age</b>		
Under 18	<input type="text" value="6"/>	
18-24	<input type="text" value="470"/>	
25-39	<input type="text" value="182"/>	
40 and Above	<input type="text" value="67"/>	
Age Unknown	<input type="text" value="0"/>	
<b>TOTAL</b>	725	746

## Summary

IPEDS collects important information regarding your institution. All data reported in IPEDS survey components become available in the IPEDS Data Center and appear as aggregated data in various Department of Education reports. Additionally, some of the reported data appears specifically for your institution through the College Navigator website and is included in your institution's Data Feedback Report (DFR). The purpose of this summary is to provide you an opportunity to view some of the data that, when accepted through the IPEDS quality control process, will appear on the College Navigator website and/or your DFR. College Navigator is updated approximately three months after the data collection period closes and Data Feedback Reports will be available through the [Data Center](#) and sent to your institution's CEO in November 2016.

Please review your data for accuracy. If you have questions about the data displayed below after reviewing the data reported on the survey screens, please contact the IPEDS Help Desk at: 1-877-225-2568 or [ipedshelp@rti.org](mailto:ipedshelp@rti.org).

## Summary of Completions Data

Award Level	Number of Completions	
	1 <sup>st</sup> major	2 <sup>nd</sup> major
<u>Postsecondary award, certificate, or diploma (less than 1 academic year)</u>	194	0
<u>Postsecondary award, certificate, or diploma (at least 1 but less than 2 academic years)</u>	596	0
<u>Associate's degree</u>	746	0
Total number of degrees and certificates	1,536	

## Summary of Completers Data

	Number of Students		
	Men	Women	Total
All Completers	412	827	1,239

**Completions**

**Lord Fairfax Community College (232575)**

Source	Description	Severity	Resolved	Options
<b>Global Edits</b>				
Perform Edits	Current year completions (27) are outside the expected range when compared to completions reported in the prior year (2) for: Women, 2-digit field (30), award level (3). Please correct your data or explain. (Error #10505)	Explanation	Yes	
Reason:	The academic plans in this CIP had awards for the first time in 2014/15. Therefore, there is a significant increase in this CIP overall from last year. One of the academic plans is designed for persons interested in health professions such as nursing, which seem to have a higher number women than men.			
Perform Edits	Current year completions (33) are outside the expected range when compared to completions reported in the prior year (3) for: Women, 2-digit field (51), award level (1). Please correct your data or explain. (Error #10505)	Explanation	Yes	
Reason:	The largest increase in this CIP was in an academic plan that which seems to have a higher number women than men. While two of the academic plans first awards were in 2015/2016, there were increases in three other plans, all combining to a total of 23 more women than the previous year.			
<b>Screen: Completers- Less than 1-year certificates</b>				
Screen Entry	The total number of completers (Men + Women) reported for this award level (148) is outside the expected range when compared to the prior year value. Please correct your data or contact the IPEDS Help Desk for assistance. (Error #10584)	Explanation	Yes	
Reason:	For the academic plans that are included in "Less than 1-year certificates", we had three plans whose first awards were in 2015/2016, totaling 16 awards. We also had five academic plans that had notable increases between 2014/15 & 2015/16 totaling 36 awards. The increase in awards would explain an increase in the number of students as well.			